



2017 ^{٢٠١٧} ^{١٤٣٩} ^{١٤٤٠}
مراجعة
الدراسة

تعاريف

03 كليات بحريه وصيدية

05 كليات الزراعة والبيطرة والصيدية والعلوم

07 2017 سنة التأسيس للكلية

08 كليات الهندسة والعلوم

08 كليات الصيدلة والبيطرة

10 كليات العلوم والهندسة والبيطرة والصيدية

12 كليات الهندسة والعلوم

23 كليات الصيدلة والبيطرة والصيدية

25 كليات الصيدلة والبيطرة والصيدية

33 كليات الصيدلة والبيطرة

33 كليات الصيدلة والبيطرة

37 2017 سنة التأسيس للكلية

41 كليات الصيدلة والبيطرة

49 كليات الصيدلة والبيطرة

47 كليات الصيدلة والبيطرة

49 كليات الصيدلة والبيطرة

50 كليات الصيدلة والبيطرة



תוכן

תוכן זה מפרט את תוכנית העבודה (המחזור השני) של קרן המיסוי והסיוע הכלכלי לתנועת סטודנטים 8/2009. פרטים נוספים מפורטים בתוכנית העבודה.
תוכנית (המחזור השני) 13 מ 2009. את המידע הנדרש להגשת בקשה להצטרף לתוכנית, יש להגיש את התשובה והמסמכים הנדרשים.

תוכנית העבודה והצטרפות לתוכנית

התוכנית מיושמת על ידי קרן המיסוי והסיוע הכלכלי לתנועת סטודנטים והמסמכים הנדרשים להצטרפות לתוכנית:

- תוכנית העבודה של קרן המיסוי והסיוע הכלכלי לתנועת סטודנטים, המפרט את מטרות התוכנית, את המסמכים הנדרשים להצטרפות לתוכנית, את המסמכים הנדרשים להצטרפות לתוכנית, את המסמכים הנדרשים להצטרפות לתוכנית.
- טופס הצטרפות לתוכנית, הממלא את המידע האישי והאקדמי של המשתתף.
- תוכנית העבודה של קרן המיסוי והסיוע הכלכלי לתנועת סטודנטים, המפרט את מטרות התוכנית, את המסמכים הנדרשים להצטרפות לתוכנית, את המסמכים הנדרשים להצטרפות לתוכנית, את המסמכים הנדרשים להצטרפות לתוכנית.
- תוכנית העבודה של קרן המיסוי והסיוע הכלכלי לתנועת סטודנטים, המפרט את מטרות התוכנית, את המסמכים הנדרשים להצטרפות לתוכנית, את המסמכים הנדרשים להצטרפות לתוכנית, את המסמכים הנדרשים להצטרפות לתוכנית.
- תוכנית העבודה של קרן המיסוי והסיוע הכלכלי לתנועת סטודנטים, המפרט את מטרות התוכנית, את המסמכים הנדרשים להצטרפות לתוכנית, את המסמכים הנדרשים להצטרפות לתוכנית, את המסמכים הנדרשים להצטרפות לתוכנית.

המסמכים הנדרשים להצטרפות לתוכנית הם: תוכנית העבודה של קרן המיסוי והסיוע הכלכלי לתנועת סטודנטים, טופס הצטרפות לתוכנית, תוכנית העבודה של קרן המיסוי והסיוע הכלכלי לתנועת סטודנטים, המפרט את מטרות התוכנית, את המסמכים הנדרשים להצטרפות לתוכנית, את המסמכים הנדרשים להצטרפות לתוכנית, את המסמכים הנדרשים להצטרפות לתוכנית.

קניית נכס נדל"ן - מה צריך לדעת?

בשוק הנדל"ן, קניית נכס היא תהליך מורכב וצריך לדעת מה צריך לדעת. חשוב לדעת על מה אתם רוצים לקנות, כמה אתם יכולים להשקיע, ומה אתם צריכים לדעת על השוק. חשוב גם לדעת על החוקים והמסלולים הקיימים, ולדבר עם יועץ מקצועי. חשוב לדעת על המצב הכלכלי והשוק, ולדעת על המצב האישי שלכם. חשוב לדעת על המצב המשפטי, ולדעת על המצב המיסוי. חשוב לדעת על המצב הביטחוני, ולדעת על המצב הסביבתי. חשוב לדעת על המצב החינוכי, ולדעת על המצב הבריאותי. חשוב לדעת על המצב הכלכלי, ולדעת על המצב הפוליטי. חשוב לדעת על המצב התרבותי, ולדעת על המצב הטכני. חשוב לדעת על המצב המדעי, ולדעת על המצב האמנותי. חשוב לדעת על המצב הספורטיבי, ולדעת על המצב המדעי.

דרישות מינימום לקניית נכס נדל"ן (אנטי-מטרי)

אנטי-מטרי היא תוכנית אשראי המיועדת לקניית נכס נדל"ן. הדרישות המינימום לקניית נכס נדל"ן באנטי-מטרי הן: 1. גובה ההכנסה החודשית הממוצעת של 7% מהמחיר הנכס. 2. גובה ההוצאה החודשית הממוצעת של 7% מהמחיר הנכס. 3. גובה ההוצאה החודשית הממוצעת של 7% מהמחיר הנכס.

אנטי-מטרי היא תוכנית אשראי המיועדת לקניית נכס נדל"ן. הדרישות המינימום לקניית נכס נדל"ן באנטי-מטרי הן: 1. גובה ההכנסה החודשית הממוצעת של 7% מהמחיר הנכס. 2. גובה ההוצאה החודשית הממוצעת של 7% מהמחיר הנכס. 3. גובה ההוצאה החודשית הממוצעת של 7% מהמחיר הנכס.

אנטי-מטרי היא תוכנית אשראי המיועדת לקניית נכס נדל"ן. הדרישות המינימום לקניית נכס נדל"ן באנטי-מטרי הן: 1. גובה ההכנסה החודשית הממוצעת של 7% מהמחיר הנכס. 2. גובה ההוצאה החודשית הממוצעת של 7% מהמחיר הנכס. 3. גובה ההוצאה החודשית הממוצעת של 7% מהמחיר הנכס.

אנטי-מטרי היא תוכנית אשראי המיועדת לקניית נכס נדל"ן. הדרישות המינימום לקניית נכס נדל"ן באנטי-מטרי הן: 1. גובה ההכנסה החודשית הממוצעת של 7% מהמחיר הנכס. 2. גובה ההוצאה החודשית הממוצעת של 7% מהמחיר הנכס. 3. גובה ההוצאה החודשית הממוצעת של 7% מהמחיר הנכס.

אנטי-מטרי היא תוכנית אשראי המיועדת לקניית נכס נדל"ן. הדרישות המינימום לקניית נכס נדל"ן באנטי-מטרי הן: 1. גובה ההכנסה החודשית הממוצעת של 7% מהמחיר הנכס. 2. גובה ההוצאה החודשית הממוצעת של 7% מהמחיר הנכס. 3. גובה ההוצאה החודשית הממוצעת של 7% מהמחיר הנכס.

אנטי-מטרי היא תוכנית אשראי המיועדת לקניית נכס נדל"ן. הדרישות המינימום לקניית נכס נדל"ן באנטי-מטרי הן: 1. גובה ההכנסה החודשית הממוצעת של 7% מהמחיר הנכס. 2. גובה ההוצאה החודשית הממוצעת של 7% מהמחיר הנכס. 3. גובה ההוצאה החודשית הממוצעת של 7% מהמחיר הנכס.



תפקידים, אחריות ומוקדים

תפקידים, אחריות ומוקדים

במסגרת תפקידים אחרים, אחריות ומוקדים, אנו מציינים את המוקדים 4, המוגדרים באופן הבא:

אנו מציינים את המוקדים 11, המוגדרים באופן הבא:



במסגרת תפקידים אחרים, אחריות ומוקדים, אנו מציינים את המוקדים 11, המוגדרים באופן הבא:

אנו מציינים את המוקדים 11, המוגדרים באופן הבא:

אחריות ומוקדים

במסגרת תפקידים אחרים, אחריות ומוקדים, אנו מציינים את המוקדים 11, המוגדרים באופן הבא:

אנו מציינים את המוקדים 11, המוגדרים באופן הבא:



אחריות ומוקדים

במסגרת תפקידים אחרים, אחריות ומוקדים, אנו מציינים את המוקדים 11, המוגדרים באופן הבא:

אנו מציינים את המוקדים 11, המוגדרים באופן הבא:



بازرسی و حسابرسی

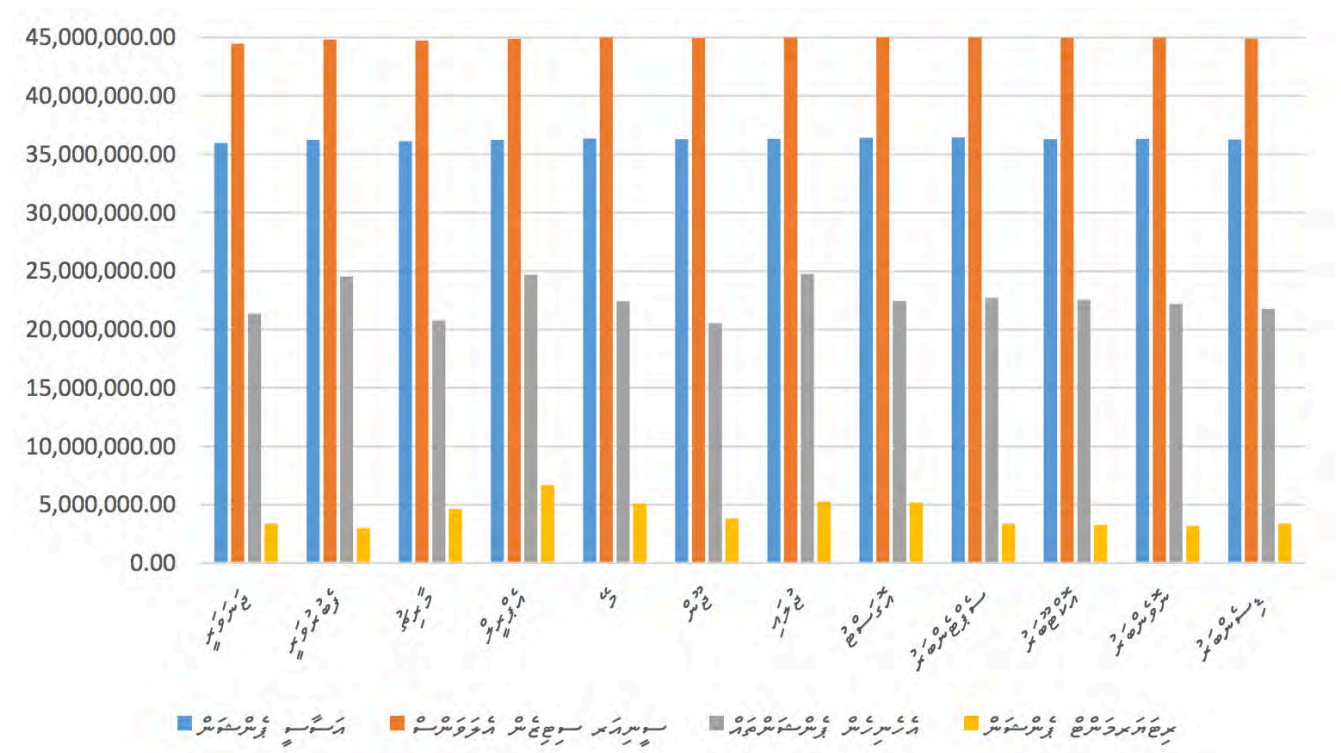
بازرسی و حسابرسی

بازرسی و حسابرسی در سال ۱۳۹۵، در مقایسه با سال ۱۳۹۴، افزایش یافته است. این امر به دلیل افزایش حجم معاملات و تراکنشها و همچنین پیچیدگی آنهاست. در سال ۱۳۹۵، شرکتها در زمینه های مختلف، از جمله مالیات، حقوق کارکنان، و سایر موارد، با مراجع ذیصلاح مواجه شده اند. این امر نیازمند استفاده از روش های نوین و ابزارهای دیجیتال برای انجام بازرسی و حسابرسی است. در ادامه، به بررسی تغییرات و چالش های این حوزه در سال ۱۳۹۵ خواهیم پرداخت.

بازرسی و حسابرسی

بازرسی و حسابرسی در سال ۱۳۹۵، با چالش های متعددی مواجه شده است. یکی از این چالش ها، تغییرات مداوم در قوانین و مقررات است. این تغییرات نیازمند به روز رسانی مستمر دانش و مهارت های حسابرسان است. همچنین، استفاده از فناوری های نوین و ابزارهای دیجیتال، نیازمند سرمایه گذاری و آموزش است. در ادامه، به بررسی این چالش ها و راهکارهای آنها خواهیم پرداخت.

2017 سال در زمینه های مختلف



چڙي اڻ ڇڙيلن ٻارن جو تعداد ۲۰۱۷ع ۾ ۲۳۵ ٿيو، جنهن ۾ ۲۲ ٻار ڄڻا، ۳۳ ٻار ڄڻا، ۱۸۰ ٻار ڄڻا ۽ ۲۳۵ ٻار ڄڻا آهن. ۲۰۱۷ع ۾ ۲۳۵ ٻار ڄڻا ٿيا، جنهن ۾ ۲۲ ٻار ڄڻا، ۳۳ ٻار ڄڻا، ۱۸۰ ٻار ڄڻا ۽ ۲۳۵ ٻار ڄڻا آهن.

نمبر	ٻار ڄڻا ٿيڻ جو سبب
22	ٻار ڄڻا ٿيڻ جو سبب ۲۰۱۷ع ۾ ۲۲ ٻار ڄڻا ٿيا
33	ٻار ڄڻا ٿيڻ جو سبب ۲۰۱۷ع ۾ ۳۳ ٻار ڄڻا ٿيا
180	ٻار ڄڻا ٿيڻ جو سبب ۲۰۱۷ع ۾ ۱۸۰ ٻار ڄڻا ٿيا
235	2017ع ۾ ٻار ڄڻا ٿيڻ جو سبب ۲۳۵ ٻار ڄڻا ٿيا

ٻار ڄڻا ٿيڻ جو سبب

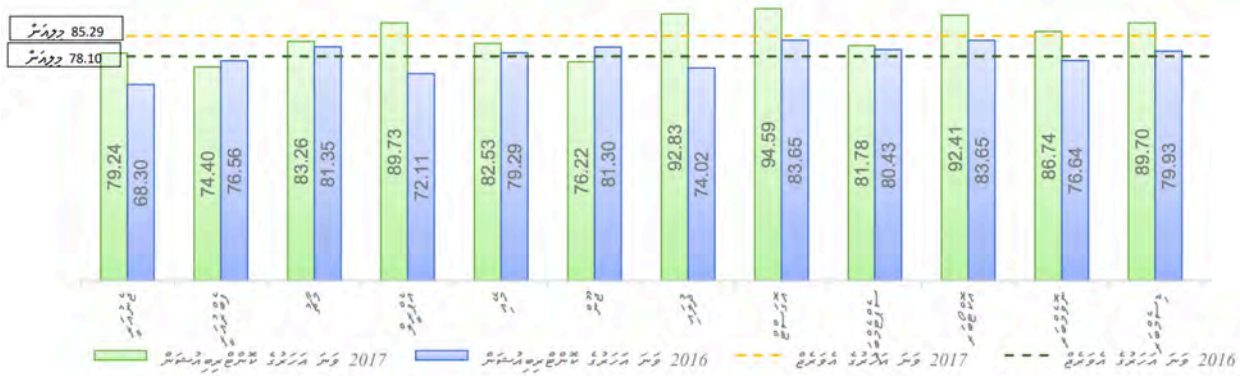
ٻار ڄڻا ٿيڻ جو سبب ۲۰۱۷ع ۾ ۲۳۵ ٿيو، جنهن ۾ ۲۲ ٻار ڄڻا، ۳۳ ٻار ڄڻا، ۱۸۰ ٻار ڄڻا ۽ ۲۳۵ ٻار ڄڻا آهن. ۲۰۱۷ع ۾ ۲۳۵ ٻار ڄڻا ٿيا، جنهن ۾ ۲۲ ٻار ڄڻا، ۳۳ ٻار ڄڻا، ۱۸۰ ٻار ڄڻا ۽ ۲۳۵ ٻار ڄڻا آهن.

ٻار ڄڻا ٿيڻ جو سبب ۲۰۱۷ع ۾

ٻار ڄڻا ٿيڻ جو سبب	ٻار ڄڻا ٿيڻ جو سبب	ٻار ڄڻا ٿيڻ جو سبب
-	2 ٻار ڄڻا ٿيا 2017ع ۾	ٻار ڄڻا ٿيڻ جو سبب ۲۰۱۷ع ۾ ۲۳۵ ٿيو، جنهن ۾ ۲۲ ٻار ڄڻا، ۳۳ ٻار ڄڻا، ۱۸۰ ٻار ڄڻا ۽ ۲۳۵ ٻار ڄڻا آهن.

دولتی اور نجی شعبوں کی کارکردگی

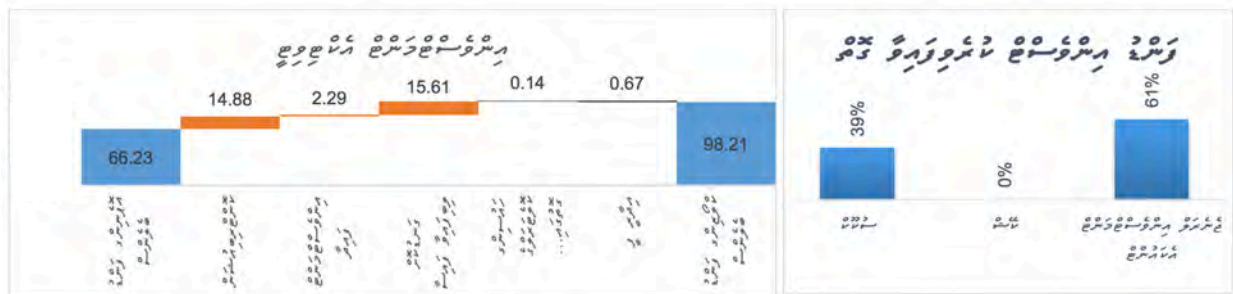
2017 میں ریاستہائے متحدہ عرب امارات کی معیشت کی کارکردگی



2017 میں ریاستہائے متحدہ عرب امارات کی معیشت کی کارکردگی میں نمایاں اضافہ دیکھا گیا۔ 2017 میں ریاستہائے متحدہ عرب امارات کی معیشت کی کارکردگی میں نمایاں اضافہ دیکھا گیا۔ 2017 میں ریاستہائے متحدہ عرب امارات کی معیشت کی کارکردگی میں نمایاں اضافہ دیکھا گیا۔

ریاستہائے متحدہ عرب امارات کی معیشت کی کارکردگی میں نمایاں اضافہ دیکھا گیا۔ 2017 میں ریاستہائے متحدہ عرب امارات کی معیشت کی کارکردگی میں نمایاں اضافہ دیکھا گیا۔

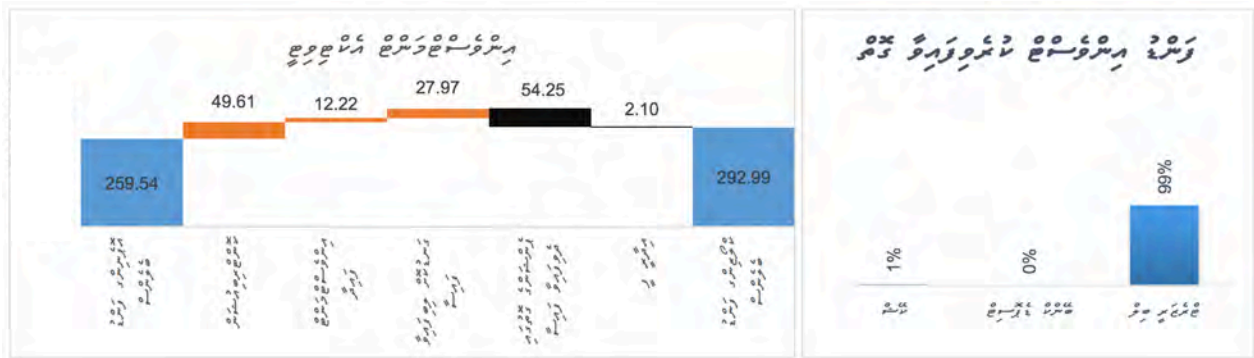
شعبه فروش



بررسی عملکرد بخش فروش در سال 1396. عملکرد کلی بخش فروش در سال 1396 نسبت به سال 1395 به میزان 98.21 درصد افزایش یافته است. این افزایش عمدتاً ناشی از افزایش عملکرد بخش فروش در ماههای اول سال 1396 است. در ادامه به بررسی عملکرد بخش فروش در ماههای مختلف سال 1396 پرداخته می‌شود. در ماه فروردین 14.88 درصد، در ماه اردیبهشت 2.29 درصد، در ماه خرداد 15.61 درصد، در ماه تیر 0.14 درصد و در ماه مرداد 0.67 درصد افزایش عملکرد مشاهده می‌شود. همچنین در ماه شهریور 39 درصد، در ماه مهر 0 درصد و در ماه آبان 61 درصد افزایش عملکرد مشاهده می‌شود.

در ادامه به بررسی عملکرد بخش فروش در ماههای مختلف سال 1396 پرداخته می‌شود. در ماه آبان 61 درصد، در ماه آذر 39 درصد و در ماه دی 0 درصد افزایش عملکرد مشاهده می‌شود. همچنین در ماه بهمن 61 درصد، در ماه اسفند 39 درصد و در ماه فروردین 0 درصد افزایش عملکرد مشاهده می‌شود.

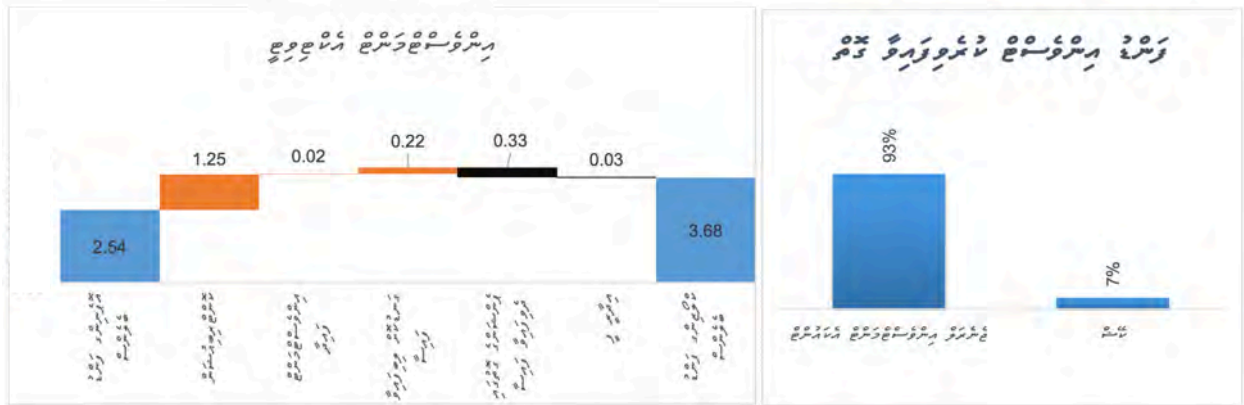
خودرو و وسایل نقلیه



فروش خودرو و وسایل نقلیه در سال 1398، از ویژگی‌های آن می‌توان به افزایش فروش در بخش خودرو و کاهش فروش در بخش تولک و تولک موتور اشاره کرد. در سال 1397، فروش در بخش خودرو 259.54 واحد، در بخش تولک 49.61 واحد و در بخش تولک موتور 12.22 واحد بوده است. در سال 1398، فروش در بخش خودرو 292.99 واحد، در بخش تولک 2.10 واحد و در بخش تولک موتور 54.25 واحد بوده است. این تغییرات نشان‌دهنده تغییر سلیقه مصرف‌کنندگان و همچنین تغییرات در عرضه خودروها و وسایل نقلیه است.

در سال 1398، فروش در بخش خودرو 292.99 واحد، در بخش تولک 2.10 واحد و در بخش تولک موتور 54.25 واحد بوده است. این تغییرات نشان‌دهنده تغییر سلیقه مصرف‌کنندگان و همچنین تغییرات در عرضه خودروها و وسایل نقلیه است.

شعبهٔ تأسیسات و تجهیزات



شعبهٔ تأسیسات و تجهیزات در سال ۱۳۹۶ (۲۰۱۷ میلادی) موفق به افزایش درآمد عملیاتی خود به میزان ۲۰۰٪ نسبت به سال ۱۳۹۵ (۲۰۱۶ میلادی) گردید. این افزایش درآمد عمدتاً ناشی از افزایش درآمد عملیاتی و خدمات است. در سال ۱۳۹۶ (۲۰۱۷ میلادی) درآمد عملیاتی و خدمات به میزان ۳۰۰٪ و درآمد سایر به میزان ۲۰٪ افزایش یافته است. همچنین در سال ۱۳۹۶ (۲۰۱۷ میلادی) درآمد عملیاتی و خدمات به میزان ۲۰۰٪ و درآمد سایر به میزان ۱۰٪ افزایش یافته است. در سال ۱۳۹۶ (۲۰۱۷ میلادی) درآمد عملیاتی و خدمات به میزان ۱۰۰٪ و درآمد سایر به میزان ۱۰٪ افزایش یافته است.

2017 2018



2017
2018



2017
2018



2017
2018



2017
2018



2017
2018



2017
2018



2017
2018




2017
2018

#	نمبر	تاریخ	موضوع
1	1	20 فبروری 2014ء اور 3 مارچ 2017ء تعمیراتی (معمولی تعمیرات) 20 فبروری 2017ء اور 3 مارچ 2017ء تعمیراتی (معمولی تعمیرات)	انجمنیہ ڈیپارٹمنٹ
2	2	20 فبروری 2014ء اور 3 مارچ 2017ء تعمیراتی	انجمنیہ ڈیپارٹمنٹ
3	3	20 اپریل 2009ء اور 3 مارچ 2017ء تعمیراتی (معمولی تعمیرات) 20 اپریل 2014ء اور 3 مارچ 2017ء تعمیراتی (معمولی تعمیرات)	انجمنیہ ڈیپارٹمنٹ
4	4	20 اپریل 2014ء اور 3 مارچ 2017ء تعمیراتی	انجمنیہ ڈیپارٹمنٹ
5	5	29 فبروری 2015ء اور 3 مارچ 2017ء تعمیراتی	انجمنیہ ڈیپارٹمنٹ
6	6	04 فبروری 2015ء اور 3 مارچ 2017ء تعمیراتی	انجمنیہ ڈیپارٹمنٹ
7	7	11 اپریل 2015ء اور 3 مارچ 2017ء تعمیراتی	انجمنیہ ڈیپارٹمنٹ
8	8	22 اپریل 2015ء اور 3 مارچ 2017ء تعمیراتی	انجمنیہ ڈیپارٹمنٹ
9	9	21 مارچ 2017ء اور 3 مارچ 2017ء تعمیراتی	انجمنیہ ڈیپارٹمنٹ
10	10	20 فبروری 2017ء اور 3 مارچ 2017ء تعمیراتی	انجمنیہ ڈیپارٹمنٹ
11	11	12 اپریل 2017ء اور 3 مارچ 2017ء تعمیراتی	انجمنیہ ڈیپارٹمنٹ
12	12	20 اپریل 2012ء اور 1 اپریل 2014ء (معمولی تعمیرات) 7 اپریل 2017ء اور 3 مارچ 2017ء تعمیراتی (معمولی تعمیرات)	انجمنیہ ڈیپارٹمنٹ

تاریخی ۽ ٺاهڻ واري ٺاهڻ

2017 واري ٺاهڻ ۽ ٺاهڻ واري ٺاهڻ 5 ٺاهڻ واري ٺاهڻ. ٺاهڻ واري ٺاهڻ 2017 واري ٺاهڻ ۽ ٺاهڻ واري ٺاهڻ ٺاهڻ واري ٺاهڻ.

#	ٺاهڻ واري ٺاهڻ	ٺاهڻ واري ٺاهڻ	ٺاهڻ واري ٺاهڻ
1	ٺاهڻ واري ٺاهڻ 23 ٺاهڻ واري ٺاهڻ 2015 واري ٺاهڻ	5	5
2	ٺاهڻ واري ٺاهڻ 23 ٺاهڻ واري ٺاهڻ 2015 واري ٺاهڻ 1 ٺاهڻ واري ٺاهڻ 2017 واري ٺاهڻ	1	1
3	ٺاهڻ واري ٺاهڻ 23 ٺاهڻ واري ٺاهڻ 2015 واري ٺاهڻ 1 ٺاهڻ واري ٺاهڻ 2017 واري ٺاهڻ	0	1
4	ٺاهڻ واري ٺاهڻ 5 ٺاهڻ واري ٺاهڻ 2014 واري ٺاهڻ 1 ٺاهڻ واري ٺاهڻ 2017 واري ٺاهڻ	1	1
5	ٺاهڻ واري ٺاهڻ 1 ٺاهڻ واري ٺاهڻ 2017 واري ٺاهڻ	3	4
6	ٺاهڻ واري ٺاهڻ 1 ٺاهڻ واري ٺاهڻ 2017 واري ٺاهڻ	2	4
7	ٺاهڻ واري ٺاهڻ 1 ٺاهڻ واري ٺاهڻ 2017 واري ٺاهڻ	3	4



MALDIVES PENSION ADMINISTRATION OFFICE
AUDITOR'S REPORT AND FINANCIAL STATEMENTS
31 DECEMBER 2017

AHF/GN

Independent Auditor's Report

To the Shareholders of the Maldives Pension Administration Office

Report on the audit of the financial statements

Opinion

We have audited the financial statements of the Maldives Pension Administration Office ("MPAO"), which comprise the statement of financial position as at 31 December 2017, and the statement of comprehensive income, statement of changes in equity and statement of cash flows for the year then ended, and notes to the financial statements, including a summary of significant accounting policies.

In our opinion, the accompanying financial statements give a true and fair view of the financial position of the MPAO as at 31 December 2017 and its financial performance and its cash flows for the year then ended in accordance with International Financial Reporting Standards.

Basis for Opinion

We conducted our audit in accordance with International Standards on Auditing (ISAs). Our responsibilities under those standards are further described in the Auditor's responsibilities for the audit of the financial statements section of our report. We are independent of the MPAO in accordance with the International Ethics Standards Board for Accountants' Code of Ethics for Professional Accountants (IESBA Code), and we have fulfilled our other ethical responsibilities in the IESBA Code. We believe that the audit evidence we have obtained is sufficient and appropriate to provide a basis for our opinion.

Responsibilities of management for the financial statements

Management is responsible for the preparation and fair presentation of the financial statements in accordance with IFRSs, and for such internal control as management determines is necessary to enable the preparation of financial statements that are free from material misstatement, whether due to fraud or error.

In preparing the financial statements, management is responsible for assessing the MPAO's ability to continue as a going concern, disclosing, as applicable, matters related to going concern and using the going concern basis of accounting unless management either intends to liquidate the MPAO or to cease operations, or has no realistic alternative but to do so.

Auditor's responsibilities for the audit of the financial statements

Our objectives are to obtain reasonable assurance about whether the financial statements as a whole are free from material misstatement, whether due to fraud or error, and to issue an auditor's report that includes our opinion. Reasonable assurance is a high level of assurance, but is not a guarantee that an audit conducted in accordance with ISAs will always detect a material misstatement when it exists. Misstatements can arise from fraud or error and are considered material if, individually or in the aggregate, they could reasonably be expected to influence the economic decisions of users taken on the basis of these financial statements.

Auditor's responsibilities for the audit of the financial statements (Continued)


As part of an audit in accordance with ISAs, we exercise professional judgment and maintain professional skepticism throughout the audit. We also:

- ▶ Identify and assess the risks of material misstatement of the financial statements, whether due to fraud or error, design and perform audit procedures responsive to those risks, and obtain audit evidence that is sufficient and appropriate to provide a basis for our opinion. The risk of not detecting a material misstatement resulting from fraud is higher than for one resulting from error, as fraud may involve collusion, forgery, intentional omissions, misrepresentations, or the override of internal control.
- ▶ Obtain an understanding of internal control relevant to the audit in order to design audit procedures that are appropriate in the circumstances, but not for the purpose of expressing an opinion on the effectiveness of the Company's internal control.
- ▶ Evaluate the appropriateness of accounting policies used and the reasonableness of accounting estimates and related disclosures made by management.
- ▶ Conclude on the appropriateness of management's use of the going concern basis of accounting and, based on the audit evidence obtained, whether a material uncertainty exists related to events or conditions that may cast significant doubt on the Company's ability to continue as a going concern. If we conclude that a material uncertainty exists, we are required to draw attention in our auditor's report to the related disclosures in the financial statements or, if such disclosures are inadequate, to modify our opinion. Our conclusions are based on the audit evidence obtained up to the date of our auditor's report. However, future events or conditions may cause the Company to cease to continue as a going concern.
- ▶ Evaluate the overall presentation, structure and content of the financial statements, including the disclosures, and whether the financial statements represent the underlying transactions and events in a manner that achieves fair presentation.

We communicate with the management regarding, among other matters, the planned scope and timing of the audit and significant audit findings, including any significant deficiencies in internal control that we identify during our audit.



01 April 2018
Malé



Maldives Pension Administration Office
(Formed under the Maldives Pension Act No.8 of 2009)
INCOME STATEMENT
Year ended 31 December 2017

	Notes	2017 MVR	2016 MVR
Income	6	53,517,212	49,150,370
Other income	7	1,049,251	571,625
Salaries and allowances	8	(14,736,573)	(12,833,218)
Bank charges and custodian fees	9	(7,787,292)	(8,742,520)
Administrative expenses		(15,249,501)	(13,011,864)
Net income over expenditure for the year		<u>16,793,097</u>	<u>15,134,393</u>

The accounting policies and notes on pages 7 to 18 form an integral part of the financial statements.



Maldives Pension Administration Office
 (Formed under the Maldives Pension Act No.8 of 2009)
 STATEMENT OF FINANCIAL POSITION
 As at 31 December 2017

	Notes	2017 MVR	2016 MVR
Assets			
Non-current assets			
Property, plant and equipment	10	4,661,719	2,734,715
Intangible assets	11	1,628,352	3,256,704
Prepaid lease rent	12	23,007,786	24,000,000
		<u>29,297,857</u>	<u>29,991,419</u>
Current assets			
Financials assets held to maturity	13	20,343,151	-
Prepayment and other Receivables	14	6,667,005	10,256,991
Cash and balances with banks	15	34,369,005	32,448,535
		<u>61,379,161</u>	<u>42,705,526</u>
Total assets		<u><u>90,677,018</u></u>	<u><u>72,696,945</u></u>
Equity and liabilities			
Capital and reserves			
Accumulated funds		<u>79,926,614</u>	<u>63,133,517</u>
		<u>79,926,614</u>	<u>63,133,517</u>
Current liabilities			
Accrued expenses and other payables	16	10,750,404	9,563,428
Total equity and liabilities		<u><u>90,677,018</u></u>	<u><u>72,696,945</u></u>

The Board of Directors is responsible for the preparation and presentation of these financial statements.

Signed for and on behalf of the Board by,

Name of the Director

Signature

IBRAHIM AHMED NASIR

Nasir

ILYAS HANEEF


I. Haneef

MOHAMED HUSSAIN MANIKU

M. Maniku

The accounting policies and notes on pages 7 to 18 form an integral part of the financial statements.

1 April 2018
 Male'



Maldives Pension Administration Office
(Formed under the Maldives Pension Act No.8 of 2009)
STATEMENT OF CHANGES IN ACCUMULATED FUNDS
Year ended 31 December 2017

	<u>Accumulated Funds MVR</u>
Balance as at 01 January 2016	47,999,124
Net income over expenditure for the year	15,134,393
Balance as at 31 December 2016	<u>63,133,517</u>
Net income over expenditure for the year	16,793,097
Balance as at 31 December 2017	<u><u>79,926,614</u></u>


The accounting policies and notes on pages 7 to 18 form an integral part of the financial statements.



Maldives Pension Administration Office
(Formed under the Maldives Pension Act No.8 of 2009)
STATEMENT OF CASH FLOWS
Year ended 31 December 2017

		2017 MVR	2016 MVR
Cash Flows from Operating activities			
Net income over expenditure for the year		16,793,097	15,134,393
Non-cash adjustment			
Depreciation and amortisation		4,339,808	2,858,102
Loss on disposal of property Plant and Equipment		1,132,287	150,191
Working capital adjustment			
Decrease / (increase) in prepayments and other receivables		3,589,986	(5,288,641)
Decrease in trade and other payables		1,186,976	(52,413)
Cash flows from operating activities		<u>27,042,154</u>	<u>12,801,632</u>
Investing activities			
Acquisition of property, plant and equipment	10	(4,778,533)	(943,612)
Purchase of financial instruments		(20,343,151)	-
Net cash flows used in investing activities		<u>(25,121,684)</u>	<u>(943,612)</u>
Net decrease in cash and cash equivalents		1,920,470	11,858,019
Cash and cash equivalents as at 1 January		32,448,535	20,590,516
Cash and cash equivalents as at 31 December	15	<u><u>34,369,005</u></u>	<u><u>32,448,535</u></u>

The accounting policies and notes on pages 7 to 18 form an integral part of the financial statements.



Maldives Pension Administration Office
(Formed under the Maldives Pension Act No.8 of 2009)
NOTES TO THE FINANCIAL STATEMENT
Year ended 31 December 2017

1. Reporting Entity

General

Maldives Pension Administration Office ("MPAO") was formed on 13th May 2009 under Maldives Pension Act No 8/2009. The registered office is located at City Square, Chandhanee Magu, Republic of Maldives. MPAO is an independent legal entity with perpetual succession and with a separate seal under the Act.

The principal activities of MPAO are;

- Administering the Pension Schemes established under the Act.
- Providing the Maldives Retirement Pension.
- Formulating regulations, standards and guidelines to operate the schemes established under the Act.
- Paying Maldives Old-Age Basic Pension established under the Act.
- Conducting public awareness programmes on the pension schemes established under the Act.
- Taking measures considered necessary by the Pension Office in order to discharge its functions under the Act.

2. Basis of preparation

a) Statement of compliance

The Financial statements have been in accordance with International Financial Reporting Standards (IFRSs and IASs).

b) Basis of Measurement

The financial statements have been prepared on the historical cost basis.

c) Functional and Presentation Currency

The financial statements are presented in Maldivian Rufiyaa, which is MPAO's functional currency. All financial information presented in Maldivian Rufiyaa has been rounded to the nearest Rufiyaa.

d) Use of estimates and judgements

The preparation of financial statements in conformity with IFRSs requires management to make judgements, estimates and assumptions that affect the application of accounting policies and the reported amounts of assets, liabilities, income and expenses. Actual results may differ from these estimates.

Estimates and underlying assumptions are reviewed on an ongoing basis. Revisions to accounting estimates are recognized in the period in which the estimates are revised and in any future periods affected.

Information about critical judgments in applying accounting policies that have the most significant effect on the amounts recognized in MPAO's financial statements is included in the respective notes.

Information about assumptions and estimation uncertainties that have a significant risk of resulting in a material adjustment within the next financial year are included in the relevant notes

3. Significant Accounting Policies

The accounting policies set out below have been applied consistently to all periods presented in these financial statements, and have been applied consistently by MPAO.

3.1 Foreign Currency Transactions

Transactions in currencies other than Maldivian Rufiyaa are translated to Maldivian Rufiyaa at the exchange rate ruling at the date of transaction. Monetary assets and liabilities denominated in

**Maldives Pension Administration Office
(Formed under the Maldives Pension Act No.8 of 2009)
NOTES TO THE FINANCIAL STATEMENT
Year ended 31 December 2017**

3. Significant Accounting Policies (Continued)

3.1 Foreign Currency Transactions (Continued)

currencies other than Maldivian Rufiyaa are translated to Maldivian Rufiyaa at the exchange rate ruling at the reporting date. Foreign exchange differences arising on translation are recognized in the income and expenditure statement.

Non-monetary assets and liabilities, which are measured at historical cost, denominated in currencies other than Maldivian Rufiyaa, are translated to Maldivian Rufiyaa at the exchange rates ruling at the dates of transactions. Non-monetary assets and liabilities, which are stated at fair value, denominated in currencies other than Maldivian Rufiyaa, are translated to Maldivian Rufiyaa at the exchange rates ruling at the dates the values were determined.

3.2 Financial Instruments

(i) Financial Assets (Non-derivative)

MPAO initially recognizes receivables and deposits on the date that they are originated.

MPAO derecognizes a financial asset when the contractual rights to the cash flows from the asset expire, or it transfers the rights to receive the contractual cash flows on the financial asset in a transaction in which substantially all the risks and rewards of ownership of the financial asset are transferred. Any interest in transferred financial assets that is created or retained by MPAO is recognized as a separate asset or liability.

Financial assets and liabilities are offset and the net amount presented in the statement of financial position when, and only when, MPAO has a legal right to offset the amounts and intends either to settle on a net basis or to realize the asset and settle the liability simultaneously.

MPAO has the following financial assets (non-derivative):

- Receivables
- Cash and Cash Equivalent

Receivables are financial assets with fixed or determinable payments that are not quoted in an active market. Such assets are recognized initially at fair value plus any directly attributable transaction costs. Subsequent to initial recognition receivables are measured at amortized cost using the effective interest method, less any impairment losses.

Receivables comprise management fee receivables.

Cash and cash equivalents comprise cash in hand and balance with banks.

(ii) Financial Liabilities (Non-derivative)

MPAO recognizes financial liabilities (including liabilities designated at fair value through profit or loss) on the trade date at which MPAO becomes a party to the contractual provisions of the instrument. MPAO derecognizes a financial liability when its contractual obligations are discharged or cancelled or expire.

Financial assets and liabilities are offset and the net amount presented in the statement of financial position when, and only when, MPAO has a legal right to offset the amounts and intends either to settle on a net basis or to realize the asset and settle the liability simultaneously.

MPAO has other payables as non-derivative financial liabilities. This financial liability is recognized initially at fair value plus any directly attributable transaction costs. Subsequent to initial recognition these financial liabilities are measured at amortized cost using the effective interest method.

**Maldives Pension Administration Office
(Formed under the Maldives Pension Act No.8 of 2009)
NOTES TO THE FINANCIAL STATEMENT
Year ended 31 December 2017**

3. Significant Accounting Policies (Continued)

3.3 Property, Plant and Equipment

(i) Recognition and Measurement

Items of property, plant and equipment are measured at cost less accumulated depreciation and accumulated impairment losses.

Cost includes expenditure that is directly attributable to the acquisition of the asset. The cost of self-constructed assets includes the cost of materials and direct labor, any other costs directly attributable to bringing the assets to a working condition for their intended use, the costs of dismantling and removing the items and restoring the site on which they are located and capitalized borrowing costs. Purchased software that is integral to the functionality of the related equipment is capitalized as part of that equipment.

When parts of an item of property, plant and equipment have different useful lives, they are accounted for as separate items (major components) of property, plant and equipment.

Gains and losses on disposal of an item of property, plant and equipment are determined by comparing the proceeds from disposal with the carrying amount of property, plant and equipment, and are recognized net within other income in profit or loss.

(ii) Subsequent Costs

The cost of replacing a part of an item of property, plant and equipment is recognized in the carrying amount of the item if it is probable that the future economic benefits embodied within the part will flow to MPAO, and its cost can be measured reliably. The carrying amount of the replaced part is derecognized. The costs of the day-to-day servicing of property, plant and equipment are recognized in profit or loss as incurred.

iii) Depreciation

Depreciation is calculated over the depreciable amount, which is the cost of an asset, or other amount substituted for cost, less its residual value.

Depreciation is recognized in profit or loss on a straight-line basis over the estimated useful lives of each part of an item of property, plant and equipment, since this most closely reflects the expected pattern of consumption of the future economic benefits embodied in the asset. Leased assets are depreciated over the shorter of the lease term and their useful lives unless it is reasonably certain that MPAO will obtain ownership by the end of the lease term. Land is not depreciated.

The estimated useful lives for the current and comparative periods are as follows:

Computers and communication equipment	3-5 years
Office equipment	3-5 years
Furniture and fittings	3 years

Depreciation methods, useful lives and residual values are reviewed at each financial year-end and adjusted if appropriate. The charge for the depreciation commences from the month on which the property, plant and equipment are ready for use.

3.4 Intangible Asset

(i) Recognition and Measurement

Intangible assets that are acquired by the entity and have finite useful lives are measured at cost less accumulated amortization and accumulated impairment losses if any.

**Maldives Pension Administration Office
(Formed under the Maldives Pension Act No.8 of 2009)
NOTES TO THE FINANCIAL STATEMENT
Year ended 31 December 2017**

3. Significant Accounting Policies (Continued)

3.4 Intangible Asset (Continued)

(i) Subsequent Expenditure

Subsequent expenditure is capitalized only when it increases the future economic benefits embodied in the specific asset to which it relates. All other expenditure is recognized in profit or loss when incurred.

(iii) Amortization

Amortization is recognized in profit or loss on a straight-line basis over the estimated useful lives of intangible assets, other than goodwill, from the date that they are available for use. The estimated useful lives for the current and comparative periods are as follows:

Computer Software	Over 5 years
-------------------	--------------

Amortization methods, useful lives and residual values are reviewed at each financial year-end and adjusted if appropriate.

3.5 Impairment

(i) Financial Assets

A financial asset not carried at fair value through profit or loss is assessed at each reporting date to determine whether there is objective evidence that it is impaired. A financial asset is impaired if objective evidence indicates that a loss event has occurred after the initial recognition of the asset, and that the loss event had a negative effect on the estimated future cash flows of that asset that can be estimated reliably.

MPAO considers evidence of impairment for receivables at both a specific asset and collective level. All individually significant receivables are assessed for specific impairment. All individually significant receivables found not to be specifically impaired are then collectively assessed for any impairment that has been incurred but not yet identified. Receivables that are not individually significant are collectively assessed for impairment by grouping together receivables with similar risk characteristics.

An impairment loss in respect of a financial asset measured at amortized cost is calculated as the difference between its carrying amount and the present value of the estimated future cash flows discounted at the asset's original effective interest rate. Losses are recognized in profit or loss and reflected in an allowance account against receivables. Interest on the impaired asset continues to be recognized through the unwinding of the discount. When a subsequent event causes the amount of impairment loss to decrease, the decrease in impairment loss is reversed through profit or loss.

(ii) Non-financial Assets

The carrying amounts of the MPAO's non-financial assets are reviewed at each reporting date to determine whether there is any indication of impairment. If any such indication exists, then the asset's recoverable amount is estimated. For intangible assets that have indefinite useful lives or that are not yet available for use, the recoverable amount is estimated each year at the same time.

An impairment loss is recognized if the carrying amount of an asset or its CGU exceeds its estimated recoverable amount. Impairment losses are recognized in profit or loss. An impairment loss is reversed if there has been a change in the estimates used to determine the recoverable amount. An impairment loss is reversed only to the extent that the asset's carrying amount does not exceed the carrying amount that would have been determined, net of depreciation or amortization, if no impairment loss had been recognized.

**Maldives Pension Administration Office
(Formed under the Maldives Pension Act No.8 of 2009)
NOTES TO THE FINANCIAL STATEMENT
Year ended 31 December 2017**

3. Significant Accounting Policies (Continued)

3.6 Provisions

A provision is recognized if, as a result of a past event, MPAO has a present legal or constructive obligation that can be estimated reliably, and it is probable that an outflow of economic benefits will be required to settle the obligation. Provisions are determined by discounting the expected future cash flows at a tax rate that reflects current market assessments of the time value of money and the risks specific to the liability. The unwinding of the discount is recognized as finance cost.

3.7 Income

Government and other grants are recognized only to the extent of the amount received. Income derived from Management fees has been recognized on an accrual basis.

3.8 Events Occurring After the Reporting Date

The materiality of the events occurring after the reporting date has been considered and appropriate adjustments and provisions have been made in the financial statements wherever necessary.

4. Determination Of Fair Values

A number of MPAO's accounting policies and disclosures require the determination of fair value, for both financial and non-financial assets and liabilities. Fair values have been determined for measurement and / or disclosure purposes based on the following methods. When applicable, further information about the assumptions made in determining fair values is disclosed in the notes specific to that asset or liability.

(i) Receivables

The fair value of other receivables is estimated as the present value of future cash flows, discounted at the market rate of interest at the reporting date. This fair value is determined for disclosure purposes.

(ii) Financial liabilities (Non-derivative)

Fair value, which is determined for disclosure purposes, is calculated based on the present value of future principal and interest cash flows, discounted at the market rate of interest at the reporting date. For finance leases the market rate of interest is determined by reference to similar lease agreements.

5. Standards that are issued , but not yet effective

The standards and interpretations that are issued, but not yet effective, up to the date of issuance of the MPAO's financial statements are disclosed below. The MPAO intends to adopt these standards when they become effective.

IFRS 9 Financial Instruments

In July 2014, the IASB issued the final version of IFRS 9 Financial Instruments which reflects all phases of the financial instruments project and replaces IAS 39 Financial Instruments: Recognition and Measurement and all previous versions of IFRS 9. The standard introduces new requirements for classification and measurement, impairment, and hedge accounting. IFRS 9 is effective for annual periods beginning on or after 1 January 2018, with early application permitted. Retrospective application is required, but comparative information is not compulsory. Early application of previous versions of IFRS 9 (2009, 2010 and 2013) is permitted if the date of initial application is before 1 February 2015. The adoption of IFRS 9 will have an effect on the classification and measurement of the MPAO's financial assets, but no impact on the classification and measurement of the MPAO's financial liabilities.

**Maldives Pension Administration Office
(Formed under the Maldives Pension Act No.8 of 2009)
NOTES TO THE FINANCIAL STATEMENT
Year ended 31 December 2017**

5. Standards that are issued , but not yet effective (Continued)

IFRS 15 Revenue from Contracts with Customers

IFRS 15 was issued in May 2014 and establishes a new five-step model that will apply to revenue arising from contracts with customers. Under IFRS 15 revenue is recognised at an amount that reflects the consideration to which an entity expects to be entitled in exchange for transferring goods or services to a customer. The principles in IFRS 15 provide a more structured approach to measuring and recognising revenue. The new revenue standard is applicable to all entities and will supersede all current revenue recognition requirements under IFRS. Either a full or modified retrospective application is required for annual periods beginning on or after 1 January 2018 with early adoption permitted.

The MPAO is currently assessing the impact of IFRS 15 and plans to adopt the new standard on the required effective date.

IFRS 16 Leases

IFRS 16 was issued in January 2016 and it replaces IAS 17 Leases, IFRIC 4 Determining whether an Arrangement contains a Lease, SIC-15 Operating Leases-Incentives and SIC-27 Evaluating the Substance of Transactions Involving the Legal Form of a Lease. IFRS 16 sets out the principles for the recognition, measurement, presentation and disclosure of leases and requires lessees to account for all leases under a single on-balance sheet model similar to the accounting for finance leases under IAS 17. The standard includes two recognition exemptions for lessees - leases of 'low-value' assets (e.g., personal computers) and short-term leases (i.e., leases with a lease term of 12 months or less). At the commencement date of a lease, a lessee will recognise a liability to make lease payments (i.e., the lease liability) and an asset representing the right to use the underlying asset during the lease term (i.e., the right-of-use asset). Lessees will be required to separately recognise the interest expense on the lease liability and the depreciation expense on the right-of-use asset.

Lessees will be also required to remeasure the lease liability upon the occurrence of certain events (e.g., a change in the lease term, a change in future lease payments resulting from a change in an index or rate used to determine those payments). The lessee will generally recognise the amount of the remeasurement of the lease liability as an adjustment to the right-of-use asset.

Lessor accounting under IFRS 16 is substantially unchanged from today's accounting under IAS 17. Lessors will continue to classify all leases using the same classification principle as in IAS 17 and distinguish between two types of leases: operating and finance leases.

IFRS 16 also requires lessees and lessors to make more extensive disclosures than under IAS 17.

IFRS 16 is effective for annual periods beginning on or after 1 January 2019. Early application is permitted, but not before an entity applies IFRS 15. A lessee can choose to apply the standard using either a full retrospective or a modified retrospective approach. The standard's transition provisions permit certain reliefs.

In 2017, the MPAO plans to assess the potential effect of IFRS 16 on its financial statements.

Maldives Pension Administration Office
(Formed under the Maldives Pension Act No.8 of 2009)
NOTES TO THE FINANCIAL STATEMENTS
Year ended 31 December 2017

6	Income	2017 MVR	2016 MVR
	Management fee	53,517,212	49,150,370
		<u>53,517,212</u>	<u>49,150,370</u>

Management fee is the income recognized for administration and management of assets of the Maldives Retirement Pension Scheme (MRPS). Management fee is charged on accrual basis based on the daily net asset value of the members' balance at the rate of 0.8% (2016: 0.9%) per annum.

7	Other income	2017 MVR	2016 MVR
	Fines	469,000	379,500
	Reimbursement income	237,100	159,990
	Miscellaneous income	-	32,135
	Interest income	343,151	-
		<u>1,049,251</u>	<u>571,625</u>

8	Salaries and allowances		
	Directors' remuneration	1,076,302	1,089,000
	Retirement contribution obligations	726,242	646,318
	Employee insurance	194,739	123,732
	Salaries and wages	12,739,290	10,974,168
		<u>14,736,573</u>	<u>12,833,218</u>

9	Bank Charges and Custodian fees		
	Bank charges	17,647	29,902
	Custodian fees	7,769,645	8,712,618
		<u>7,787,292</u>	<u>8,742,520</u>

Custodian fee is paid to Bank of Maldives for provision of Custody Services to MRPS under an agreement between MPAO and Bank of Maldives. Custodian fee is charged based on assets under custody. The fee rates are 0.16% up to MVR 5 Billion and 0.10% thereafter till June 2017. From July 2017 onwards MPAO is charged a fixed amount of MVR 6 million per year.

Maldives Pension Administration Office
(Formed under the Maldives Pension Act No.8 of 2009)
NOTES TO THE FINANCIAL STATEMENTS
Year ended 31 December 2017


10 Property, plant and equipment

	Balance as at 01.01.2017	Additions during the year	Disposals during the year	Balance as at 31.12.2017
	MVR	MVR	MVR	MVR
10.1 Gross carrying amounts				
At cost				
Computers and accessories	4,109,712	-	3,317,744	791,969
Furniture and fittings	187,977	3,519,967	133,327	3,574,617
Office equipment	2,660,606	1,258,566	1,252,914	2,666,258
	<u>6,958,296</u>	<u>4,778,533</u>	<u>4,703,985</u>	<u>7,032,844</u>
10.2 Depreciation				
At cost				
Computers and accessories	3,070,648	226,958	2,805,409	492,197
Furniture and fittings	147,651	954,922	133,327	969,245
Office equipment	1,005,281	537,362	632,961	909,682
	<u>4,223,581</u>	<u>1,719,241</u>	<u>3,571,697</u>	<u>2,371,124</u>
Net book value	<u>2,734,715</u>			<u>4,661,719</u>

10.3 Property, plant and equipment

During the financial period, the MPAO acquired plant and equipment to the aggregate value of MVR 4,778,533/- (2016: MVR 943,612/-) .

	2017 MVR	2016 MVR
11 Intangible assets		
At cost		
Balance 1 January	8,141,760	8,141,760
Balance as at 31 December	<u>8,141,760</u>	<u>8,141,760</u>
Amortisation		
Balance 1 January	4,885,056	3,256,704
Amortisation for the period	1,628,352	1,628,352
Balance as at 31 December	<u>6,513,408</u>	<u>4,885,056</u>
Net book value	<u>1,628,352</u>	<u>3,256,704</u>



Maldives Pension Administration Office
(Formed under the Maldives Pension Act No.8 of 2009)
NOTES TO THE FINANCIAL STATEMENTS
Year ended 31 December 2017

	2017 MVR	2016 MVR
12 Prepaid lease rent		
Prepaid lease rent	24,000,000	24,000,000
Lease rent ammortization	(992,214)	-
	<u>23,007,786</u>	<u>24,000,000</u>

MPAO has entered into a lease agreement with State Trading Organisation PLC on 18 August 2014 to lease 8000 square feet (2 Floors) of Umar Shopping Arcade Office complex. As lessee, MPAO has agreed to pay amount of 24 Million on an installment basis as rent chargeable for a period of 25 years effective from the date of completion of construction of building. This prepayment will be amortized throughout the period of 25 years from the date of occupying the building.

	2017 MVR	2016 MVR
13 Financial Assets Held to Maturity		
Fixed Deposits	20,343,151	-
	<u>20,343,151</u>	<u>-</u>

The MPAO has purchased a fixed deposit from Commercial Bank of Maldives at MVR 20,000,000/- on 17 July 2017, carrying interest of 3.75% per annum.

	2017 MVR	2016 MVR
14 Trade and other receivables		
Asset management fee receivable	4,954,280	4,585,525
MRPS receivable	264,960	264,960
Prepayments	506,165	4,462,904
MRPS fines receivables	941,600	941,600
Accounts receivable	-	2,002
	<u>6,667,005</u>	<u>10,256,991</u>

15 Cash and cash equivalents in the statement of cash flow

Cash in hand	37,855	11,613
Balances with banks	34,331,150	32,436,922
	<u>34,369,005</u>	<u>32,448,535</u>

16 Trade and other payables

Accrued expenses	4,313,738	6,853,749
MRPS pension payouts	50,321	2,709,679
Other payables	347,114	-
Payable to Ministry of Finance and Treasury (note 16.1)	6,039,231	-
	<u>10,750,404</u>	<u>9,563,428</u>

16.1 This amount represents excess collections to be refunded to Ministry of Finance and Treasury (MoFT) as at reporting date. MPAO disburses state funded pensions under an agency agreement with Ministry of Finance and Treasury (MoFT). MPAO invoices MoFT for state pensions pensions and on receipt of funds from MoFT disbursements are made to beneficiaries.

Maldives Pension Administration Office
(Formed under the Maldives Pension Act No.8 of 2009)
NOTES TO THE FINANCIAL STATEMENTS
Year ended 31 December 2017

17 Financial risk management objectives and policies

17.1 Overview

The MPAO has exposure to the following risks from its use of financial instruments;

- a) Credit risk
- b) Liquidity risk
- c) Market risk

This note presents information about the MPAO's exposure to each of the above risks, MPAO's objectives, policies and processes for measuring and managing risk, and MPAO's management of capital. Further, quantitative disclosures are included throughout the MPAO's financial statements.

17.2 Risk management framework

The board of Directors has overall responsibility for the establishment and oversight of the MPAO's risk management framework.

The main risks arising from the MPAO's financial instruments are credit risk, liquidity risk and market risk . The policies for managing each of these risks are summarised below.

17.3 Credit risk

Credit risk is the risk of financial loss of MPAO's if a debtor fails to meet its contractual obligations. The credit risk arises principally from MPAO's receivables from Maldives Retirement Pension Scheme.

The carrying amount of financial assets represents the maximum credit exposure. The maximum exposure to credit risk at the reporting date was:

	2017 MVR	2016 MVR
Asset management fee receivable	5,219,240	4,850,485
	<u>5,219,240</u>	<u>4,850,485</u>

The MPAO believes that the unimpaired amounts that are outstanding are still collectible, based on historic payment behavior.



Maldives Pension Administration Office
(Formed under the Maldives Pension Act No.8 of 2009)
NOTES TO THE FINANCIAL STATEMENTS
Year ended 31 December 2017

17 Financial risk management objectives and policies *continued*

17.4 Liquidity risk

Liquidity risk is the risk that MPAO will encounter difficulty in meeting the obligations associated with its financial liabilities that are settled by delivering cash or another financial asset. MPAO's approach to managing liquidity is to ensure, as far as possible, that it will always have sufficient liquidity to meet its liabilities when due, without incurring unacceptable losses or risking damage to MPAO's reputation.

2017	Carrying amount	0-6 Months
	MVR	MVR
Accrued expenses and other payables	<u>10,750,404</u>	<u>10,750,404</u>
2016		
Accrued expenses and other payables	<u>9,563,428</u>	<u>9,563,428</u>

17.5 Market risk

Market risk relates to the impact of fluctuations in market rates in MPAO's assets and liabilities or else the risk that the fair value or future cash flows of financial instruments will fluctuate due to changes in market variables such as interest rates, foreign exchange rates and equity prices.

The primary objective of market risk management is to ensure that the MPAO optimises that the risk reward relationship and does not expose to unacceptable losses outside its risk appetite.

17.6 Currency risk

Currency risk is the risk that the value of a financial instrument will fluctuate due to changes in foreign exchange rates. This represents exposures the MPAO has due to changes in the values of current holdings and future cash flow positions denominated in currencies other than the local currency.

	2017 USD	2016 USD
Cash and balances with Banks	24,867	54,352

The following exchange rates were applied during the year:

	2017 USD	2016 USD
1 US\$: MVR	15.42	15.42

Maldives Pension Administration Office
(Formed under the Maldives Pension Act No.8 of 2009)
NOTES TO THE FINANCIAL STATEMENTS
Year ended 31 December 2017

18 Events occurring after the reporting period

No material events have taken place after the reporting period which require an adjustment to or disclosure in the financial statements.

19 Comparative information

Comparative information of the financial statements have been reclassified whenever necessary to confirm with current years presentation.

20 Related Party Transactions

20.1 Transactions with Key Management Personnel

The Board of Directors of MPAO are members of the key management personnel. The MPAO has paid an amount of MVR 1,076,302/- (2016: 1,089,000/-) as emoluments.


21 Capital commitments and contingencies

As at 31 December 2017 MPAO recognized a contingent liability of MVR 148,406/- to third parties as follows for services they provided under agreed contracts according to which the payments will be paid upon the completion of the work.

Think associate private limited (MVR 370,000) - Appointed as the marketing agent for MPAO from 26 April 2017 to 25 April 2018. Under this agreement MVR 253,104/- has already been provided for 31 December 2017.

Goal Construction services (MVR 27,000) - Appointed for interior design works at MPAO from 2 January 2018 to 6 January 2018.

K.Guraidhoo Health Center (MVR 97,770) - MPAO has signed a contract with the Ministry of health to sponsor the salary of one employee from 15.01.2017 to 14.01.2018. The amount charged for the current financial year is MVR 94,010/-.



Maldives Pension Administration Office
(Formed under the Maldives Pension Act No.8 of 2009)
DETAILED STATEMENT OF EXPENSES
Year ended 31 December 2017

I Administrative expenses	2017 MVR	2016 MVR
Stationery and office requisites	448,142	514,894
Administrative supplies	-	75,111
Communication	937,100	1,391,929
Publication and announcements	458,264	236,734
Carriage and conveyance	50,771	34,329
Travel, training and seminars	4,070,403	4,011,075
Professional services fees	412,653	587,780
Fees related to MRPS investment	-	-
License, maintenance and supporting service fee	1,589,122	918,775
Maintenance and repair	50,553	95,555
Grant and sponsors	243,636	407,729
Depreciation and amortization	4,339,808	2,858,101
Profit/Loss on disposal	1,132,288	150,190
Other expenses	-	81,028
Electricity	252,530	228,634
Water	13,979	-
Rent	240,000	1,420,000
Donations & Charity	847,863	-
Staff expenses	161,889	-
Miscellaneous Expenses	500	-
	15,249,501	13,011,864

MALDIVES RETIREMENT PENSION SCHEME
AUDITORS' REPORT AND FINANCIAL STATEMENTS
31 DECEMBER 2017

AHF/GN

**Independent Auditor's Report
To the members of the Maldives Retirement Pension Scheme
(Adminstrated by Maldives Pension Administration Office)**

Report on the audit of the financial statements

Opinion

We have audited the financial statements of Maldives Retirement Pension Scheme ("the Fund", which comprise the statement of financial position as at 31 December 2017, and the statement of comprehensive income, statement of changes in Accumulated Fund and statement of cash flows for the year then ended, and notes to the financial statements, including a summary of significant accounting policies.

In our opinion, the accompanying financial statements give a true and fair view of the financial position of the Fund as at 31 December 2017 and its financial performance and its cash flows for the year then ended in accordance with International Financial Reporting Standards.

Basis for Opinion

We conducted our audit in accordance with International Standards on Auditing (ISAs). Our responsibilities under those standards are further described in the Auditor's responsibilities for the audit of the financial statements section of our report. We are independent of the Fund in accordance with the International Ethics Standards Board for Accountants' Code of Ethics for Professional Accountants (IESBA Code), and we have fulfilled our other ethical responsibilities in accordance with these requirements and the IESBA Code. We believe that the audit evidence we have obtained is sufficient and appropriate to provide a basis for our opinion.

Responsibilities of management for the financial statements

Management is responsible for the preparation and fair presentation of the financial statements in accordance with IFRSs, and for such internal control as management determines is necessary to enable the preparation of financial statements that are free from material misstatement, whether due to fraud or error.

In preparing the financial statements, management is responsible for assessing the Fund's ability to continue as a going concern, disclosing, as applicable, matters related to going concern and using the going concern basis of accounting unless management either intends to liquidate the Fund or to cease operations, or has no realistic alternative but to do so.

Auditor's responsibilities for the audit of the financial statements

Our objectives are to obtain reasonable assurance about whether the financial statements as a whole are free from material misstatement, whether due to fraud or error, and to issue an auditor's report that includes our opinion. Reasonable assurance is a high level of assurance, but is not a guarantee that an audit conducted in accordance with ISAs will always detect a material misstatement when it exists. Misstatements can arise from fraud or error and are considered material if, individually or in the aggregate, they could reasonably be expected to influence the economic decisions of users taken on the basis of these financial statements.

As part of an audit in accordance with ISAs, we exercise professional judgment and maintain professional skepticism throughout the audit. We also:

- ▶ Identify and assess the risks of material misstatement of the financial statements, whether due to fraud or error, design and perform audit procedures responsive to those risks, and obtain audit evidence that is sufficient and appropriate to provide a basis for our opinion. The risk of not detecting a material misstatement resulting from fraud is higher than for one resulting from error, as fraud may involve collusion, forgery, intentional omissions, misrepresentations, or the override of internal control.
- ▶ Obtain an understanding of internal control relevant to the audit in order to design audit procedures that are appropriate in the circumstances, but not for the purpose of expressing an opinion on the effectiveness of the Fund's internal control.
- ▶ Evaluate the appropriateness of accounting policies used and the reasonableness of accounting estimates and related disclosures made by management.
- ▶ Conclude on the appropriateness of management's use of the going concern basis of accounting and, based on the audit evidence obtained, whether a material uncertainty exists related to events or conditions that may cast significant doubt on the Fund's ability to continue as a going concern. If we conclude that a material uncertainty exists, we are required to draw attention in our auditor's report to the related disclosures in the financial statements or, if such disclosures are inadequate, to modify our opinion. Our conclusions are based on the audit evidence obtained up to the date of our auditor's report. However, future events or conditions may cause the Fund to cease to continue as a going concern.
- ▶ Evaluate the overall presentation, structure and content of the financial statements, including the disclosures, and whether the financial statements represent the underlying transactions and events in a manner that achieves fair presentation.

We communicate with the management regarding, among other matters, the planned scope and timing of the audit and significant audit findings, including any significant deficiencies in internal control that we identify during our audit.



01 April 2018
Male'



**Maldives Retirement Pension Scheme
INCOME STATEMENT
Year ended 31 December 2017**

	Notes	2017 MVR	2016 MVR
Income			
Net contribution revenue	6	968,055,078	888,804,832
Interest income	7	481,156,769	479,516,337
Dividend income	8	40,540,950	29,850,068
		<u>1,489,752,797</u>	<u>1,398,171,237</u>
Other income	9	1,249,992	936,954
Administrative expenses	10	(53,544,983)	(49,152,092)
Net Increase in net asset available for benefits		<u><u>1,437,457,806</u></u>	<u><u>1,349,956,099</u></u>

The accounting policies and notes on pages 7 to 21 form an integral part of the financial statements.



**Maldives Retirement Pension Scheme
STATEMENT OF FINANCIAL POSITION
As at 31 December 2017**

	Notes	2017 MVR	2016 MVR
Assets			
Cash and cash equivalents	11	16,332,522	33,140,588
Other receivables	12	968,487	7,279,882
Financials assets held to maturity	13	6,574,407,689	5,469,938,032
Available-for-sale Investment	12	481,962,047	243,328,728
Recognition bond	15	3,312,334,299	3,174,974,656
Housing collateralization deposit	16	6,876,329	-
Loans and receivables	17	250,323,438	276,914,036
Total assets		10,643,204,811	9,205,575,922
Liabilities			
Other payables	18	7,145,863	6,609,598
Contribution collection accounts	19	5,897,394	6,262,576
Total liabilities		13,043,257	12,872,174
Reserves and accumulated members balance			
Accumulated members balance		10,630,161,554	9,192,703,748
Total reserve, accumulated members balance & liabilities		10,643,204,811	9,205,575,922


The Board of Directors is responsible for the preparation and presentation of these financial statements.

Signed for and on behalf of the Board by,


Name of the Director

Signature

IBRAHIM AHMED NASIR



ILYAS HANEEF




MOHAMED HUSSAIN MANIKU



The accounting policies and notes on pages 7 to 21 form an integral part of the financial statements.

01 April 2018
Male'



Maldives Retirement Pension Scheme
STATEMENT OF CHANGES IN ACCUMULATED FUNDS
Year ended 31 December 2017

	<u>Accumulated Members Balance</u>
Balance as at 1 January 2016	7,842,747,649
Net increase in net asset available for benefits	1,349,956,099
Balance as at 31 December 2016	<u>9,192,703,748</u>
Net increase in net asset available for benefits	1,437,457,806
Balance as at 31 December 2017	<u><u>10,630,161,554</u></u>

The accounting policies and notes on pages 7 to 21 form an integral part of the financial statements.



Maldives Retirement Pension Scheme
STATEMENT OF CASH FLOWS
Year ended 31 December 2017

	2017 MVR	2016 MVR
Cash flows from operating activities		
Contribution received to contribution collection account (CCA)	939,543,142	933,213,481
Amount received for matured recognition bond accrued right	52,062,170	47,545,640
Fine on late contribution	1,249,992	936,954
Interest income	306,835,718	344,246,240
Management fee paid	(53,151,157)	(48,227,358)
Benefits paid to members	(54,585,242)	(47,325,006)
	<u>1,191,954,623</u>	<u>1,230,389,952</u>
Cash flows from investing activities		
Dividend received	40,540,950	29,850,068
Proceed from maturing of investments	4,920,341,600	5,197,258,528
Payments for housing collateralization	(6,876,329)	-
Payments for purchase of investments	(5,498,945,407)	(4,981,673,726)
Investment made in bond	(674,930,911)	(1,469,385,878)
Repayment of principle on bond	11,107,408	10,318,974
Net cash used in investment activities	<u>(1,208,762,689)</u>	<u>(1,213,632,033)</u>
Net Increase in cash and cash equivalents	(16,808,066)	16,757,919
Cash and cash equivalents at beginning of the year	<u>33,140,588</u>	<u>16,382,669</u>
Cash and cash equivalents at end of the period	<u><u>16,332,522</u></u>	<u><u>33,140,588</u></u>

The accounting policies and notes on pages 7 to 21 form an integral part of the financial statements.



**Maldives Retirement Pension Scheme
NOTES TO THE FINANCIAL STATEMENT
Year ended 31 December 2017**

1. Reporting Entity

Maldives Retirement Pension Scheme (MRPS) was established under Maldives Pension Act No 8/2009 on 13th May 2009. The registered office is located at City Square, Chandhanee Magu, Male', Republic of Maldives.

The objective of MRPS is to provide a stable retirement income for the participants of the scheme based on the contributions made and performance of the investments. This forms an important pillar of the national social protection system. The MRPS is a Defined Contribution Scheme, where the employee and employer together contribute 14% of the pensionable wage on a monthly basis to the scheme. The pension payout starts at retirement and pensioners are currently provided with monthly pension benefits for life expected at the time of retirement. The MRPS commenced in May 2010 with contributions from Public Sector employees and in May 2011 with Private Sector employees.

The Investment and administration activities of MRPS are managed and administered by Maldives Pension Administration Office (MPAO) in accordance with the requirements of the Act.

At the end of the financial year MRPS comprised of four sub-funds: Investment Fund, Sharia Fund, Conservative Fund and Sharia Retirees Fund.

2. Basis of preparation

(a) Statement of Compliance

The financial statements have been prepared in accordance with International Financial Reporting Standards (IFRSs and IASs).

(b) Basis of Measurement

The financial statements have been prepared on the historical cost basis except financial instruments which are measured at fair value if any.

(c) Functional and Presentation Currency

These financial statements are presented in Maldivian Rufiyaa, which is the MRPS's functional currency. All financial information presented in Maldivian Rufiyaa has been rounded to the nearest Rufiyaa.

(d) Use of Estimates and Judgments

The preparation of financial statements in conformity with IFRSs requires management to make judgments, estimates and assumptions that affect the application of accounting policies and the reported amounts of assets, liabilities, income and expenses. Actual results may differ from these estimates.

Estimates and underlying assumptions are reviewed on an ongoing basis. Revisions to accounting estimates are recognized in the period in which the estimates are revised and in any future periods affected.

Information about critical judgments in applying accounting policies that have the most significant effect on the amounts recognized in the MRPS's financial statements is included in the respective notes.

Information about assumptions and estimation uncertainties that have a significant risk of resulting in a material adjustment within the next financial year are included in the relevant notes.



**Maldives Retirement Pension Scheme
NOTES TO THE FINANCIAL STATEMENT
Year ended 31 December 2017**

3. Significant Accounting Policies

The accounting policies set out below have been applied consistently to all periods presented in these financial statements, and have been applied consistently by MRPS.

3.1 Foreign Currency Transactions

Transactions in foreign currency are translated to Maldivian Rufiyaa at the exchange rate ruling at the date of transaction. Monetary assets and liabilities denominated in currencies are translated to Maldivian Rufiyaa at the exchange rate ruling at the reporting date. Foreign exchange differences arising on translation are recognized in the statement of changes in net assets available for benefits.

Non-monetary assets and liabilities, which are measured at historical cost, denominated in foreign currencies other than Maldivian Rufiyaa, are translated to Maldivian Rufiyaa at the exchange rates ruling at the dates of transactions. Non-monetary assets and liabilities, which are stated at fair value, denominated in foreign currencies are translated to Maldivian Rufiyaa at the exchange rates ruling at the dates the values were determined.

3.2 Financial Instruments

(i) Financial Assets (Non-derivative)

The MRPS initially recognizes receivables and deposits on the date that they are originated. All other financial assets (including assets designated at fair value through profit or loss) are recognized initially on the trade date at which the MRPS becomes a party to the contractual provisions of the instrument.

The MRPS derecognizes a financial asset when the contractual rights to the cash flows from the asset expire, or it transfers the rights to receive the contractual cash flows on the financial asset in a transaction in which substantially all the risks and rewards of ownership of the financial asset are transferred. Any interest in transferred financial assets that is created or retained by the MRPS is recognized as a separate asset or liability.

Financial assets and liabilities are offset and the net amount presented in the statement of financial position when, and only when, the MRPS has a legal right to offset the amounts and intends either to settle on a net basis or to realize the asset and settle the liability simultaneously.

The MRPS has the following financial assets (non-derivative):

- Receivables
- Cash and cash equivalents
- Investments held to maturity
- Available for sale financial assets


Receivables

Receivables are financial assets with fixed or determinable payments that are not quoted in an active market. Such assets are recognized initially at fair value plus any directly attributable transaction costs. Subsequent to initial recognition receivables are measured at amortized cost using the effective interest method, less any impairment losses.

Receivables comprise contribution receivables from members and other receivables.

Cash and cash equivalent

Cash and cash equivalents comprise balances with banks.



**Maldives Retirement Pension Scheme
NOTES TO THE FINANCIAL STATEMENT
Year ended 31 December 2017**

3. Significant Accounting Policies (Continued)

Held- To-Maturity

Held-to-maturity investments are non-derivative assets with fixed or determinable payments and fixed maturity that the MRPS has the positive intent and ability to hold to maturity, and which are not designated as at fair value through profit or loss or as available for sale.

Held-to-maturity investments are carried at amortized cost using the effective interest method. A sale or reclassification of a more than insignificant amount of held-to-maturity investments would result in the reclassification of all held-to-maturity investments as available for sale, and would prevent the MRPS from classifying investment securities as held to maturity for the current and the following two financial years.

However, sales and reclassifications in any of the following circumstances would not trigger a reclassification:

- Sales or reclassifications that are so close to maturity that changes in the market rate of interest would not have a significant effect on the financial asset's fair value
- Sales or reclassifications after the MRPS has collected substantially all of the asset's original principal
- Sales or reclassifications attributable to non-recurring isolated events beyond the MRPS's control that could not have been reasonably anticipated.

MRPS possess investment in Treasury Bills, Government Treasury Bonds & Investments in Sukuk classified as held to maturity.

Available-for-sale

The MRPS's investments in bond securities and investments in equity securities are classified as available-for-sale financial assets. Available-for-sale financial assets are recognized initially at fair value plus any directly attributable transaction costs.

Subsequent to initial recognition, they are measured at fair value and changes therein, other than impairment losses are recognized in other comprehensive income and presented in the fair value reserve in equity.

Loans and Receivables

The MRPS's Investment in Fixed Deposit is classified as loans and receivables. Loans and receivables assets are recognized initially at fair value plus any directly attributable transaction costs.

Loans and receivables are non-derivative financial assets with fixed or determinable payments that are not quoted in an active market. After initial measurement, such financial assets are subsequently measured at amortised cost using the Effective Interest Rate ("EIR"), less impairment. Amortised cost is calculated by taking into account any discount or premium on acquisition and fees or costs that are an integral part of the EIR method. The amortisation is included in finance income in the Statement of Profit or Loss.

(ii) Financial Liabilities (Non-derivative)

All financial liabilities (including liabilities designated at fair value through profit or loss) are recognized initially on the trade date at which the MRPS becomes a party to the contractual provisions of the instrument. The MRPS derecognizes a financial liability when its contractual obligations are discharged or cancelled or expire.

Financial assets and liabilities are offset and the net amount presented in the statement of financial position when, and only when, the MRPS has a legal right to offset the amounts and intends to settle on a net basis or to realize the asset and settle the liability simultaneously.

**Maldives Retirement Pension Scheme
NOTES TO THE FINANCIAL STATEMENT
Year ended 31 December 2017**

3. Significant Accounting Policies (Continued)

The MRPS has other payables and balances in the Contribution Collection account as non-derivative financial liabilities. Such financial liabilities are recognized initially at fair value plus any directly attributable transaction costs. Subsequent to initial recognition these financial liabilities are measured at amortized cost using the effective interest method.

3.3 Impairment

(i) Financial Assets (including receivables)

A financial asset not carried at fair value through profit or loss is assessed at each reporting date to determine whether there is objective evidence that it is impaired. A financial asset is impaired if objective evidence indicates that a loss event has occurred after the initial recognition of the asset, and that the loss event had a negative effect on the estimated future cash flows of that asset that can be estimated reliably.

The MRPS considers evidence of impairment for receivables at both a specific asset and collective level. All individually significant receivables are assessed for specific impairment. All individually significant receivables found not to be specifically impaired are then collectively assessed for any impairment that has been incurred but not yet identified. Receivables that are not individually significant are collectively assessed for impairment by grouping together receivables with similar risk characteristics.

An impairment loss in respect of a financial asset measured at amortized cost is calculated as the difference between its carrying amount and the present value of the estimated future cash flows discounted at the asset's original effective interest rate. Losses are recognized in profit or loss and reflected in an allowance account against receivables. Interest on the impaired asset continues to be recognized through the unwinding of the discount. When a subsequent event causes the amount of impairment loss to decrease, the decrease in impairment loss is reversed through profit or loss.

(ii) Available-for-sale financial assets

Impairment losses on available-for-sale financial assets arising through significant or prolonged declines in fair value are recognized by reclassifying the losses accumulated in the fair value reserve to profit or loss. The amount reclassified is the difference between the acquisition cost (net of any principal repayment and amortization) and the current fair value, less any impairment loss previously recognized in profit or loss. If the fair value of an impaired available-for-sale debt security subsequently increases and the increase can be related objectively to an event occurring after the impairment loss was recognized, then the impairment loss is reversed through profit or loss; otherwise, it is reversed through OCI.

(iii) Non-financial Assets

The carrying amounts of the MRPS's non-financial assets are reviewed at each reporting date to determine whether there is any indication of impairment. If any such indication exists, then the asset's recoverable amount is estimated. For intangible assets that have indefinite useful lives or that are not yet available for use, the recoverable amount is estimated each year at the same time.

The recoverable amount of an asset or cash-generating unit is the greater of its value in use and its fair value less costs to sell. In assessing value in use, the estimated future cash flows are discounted to their present value using a discount rate that reflects current market assessments of the time value of money and the risks specific to the asset. For the purpose of impairment testing, assets that cannot be tested individually are grouped together into the smallest group of assets that generates cash inflows from continuing use that are largely independent of the cash inflows of other assets.

An impairment loss is recognized if the carrying amount of an asset exceeds its estimated recoverable amount. Impairment losses are recognized in statement of changes in net assets available for benefits. An impairment loss is reversed if there has been a change in the estimates used to determine the recoverable amount. An impairment loss is reversed only to the extent that the asset's carrying amount does not exceed the carrying amount that would have been determined, net of depreciation or amortization, if no impairment loss had been recognized.

Maldives Retirement Pension Scheme
NOTES TO THE FINANCIAL STATEMENT
Year ended 31 December 2017

3. Significant Accounting Policies (Continued)

3.4 Provisions

A provision is recognized if, as a result of a past event, the MRPS has a present legal or constructive obligation that can be estimated reliably, and it is probable that an outflow of economic benefits will be required to settle the obligation. Provisions are determined by discounting the expected future cash flows at a tax rate that reflects current market assessments of the time value of money and the risks specific to the liability. The unwinding of the discount is recognized as finance cost.

3.5 Investment Income

Interest income is recognized as it accrues, using the original effective interest rate of the instrument calculated at the acquisition or origination date. Interest income includes the amortization of any discount or premium, transaction cost or other differences between the initial carrying amount of an interest bearing instrument and its amount at maturity calculated on an effective interest rate basis. Dividend income is recognized in the income statement when the right to receive dividend is declared.

3.6 Contribution Revenue

Contribution revenue from employees and members is recognized when the control and the benefits from the revenue have transferred to the MRPS. Any un-reconciled contributions are held in Contribution Collection Account and are not recognized as revenue.

Contribution revenue from accrued rights is recognized when the government issues the recognition bonds for respective employees.

Revenue from fines on late contribution payments are recognized on accrual basis to the extent that the amount is recoverable.

3.7 Events Occurring After the Reporting Date

The materiality of the events occurring after the reporting date has been considered and appropriate adjustments and provisions have been made in the financial statements wherever necessary.

3.8 Determination of fair values

A number of the MRPS's accounting policies and disclosures require the determination of fair value, for both financial and non-financial assets and liabilities. Fair values have been determined for measurement and / or disclosure purposes based on the following methods. When applicable, further information about the assumptions made in determining fair values is disclosed in the notes specific to that asset or liability.

(i) Receivables

The fair value of receivables is estimated as the present value of future cash flows, discounted at the market rate of interest at the reporting date. This fair value is determined for disclosure purposes.

(ii) Financial liabilities (Non-derivative)

Fair value, which is determined for disclosure purposes, is calculated based on the present value of future principal and interest cash flows, discounted at the market rate of interest at the reporting date.

(iii) Investment in Equity Securities

The fair value of investments in equity securities in an active market is determined with reference to their quoted closing bid price at the measurement date. The fair value of investments in equity securities which are not traded in an active market is determined using an appropriate valuation technique.

**Maldives Retirement Pension Scheme
NOTES TO THE FINANCIAL STATEMENT
Year ended 31 December 2017**

4. Summary of significant accounting judgements, estimates and assumptions

Estimates and assumptions

Going concern

MRPS's management has made an assessment of the MRPS's ability to continue as a going concern and is satisfied that the MRPS has the resources to continue in business for the foreseeable future. Furthermore, the management is not aware of any material uncertainties that may cast significant doubt upon the MRPS's ability to continue as a going concern. Therefore, the financial statements are prepared on the going concern basis.

Impairment of non-financial assets

Impairment exists when the carrying value of an asset or cash generating unit exceeds its recoverable amount, which is the higher of its fair value less costs to sell and its value in use. The fair value less costs to sell calculation is based on available data from binding sales transactions, conducted at arm's length, for similar assets or observable market prices less incremental costs for disposing of the asset.

5. Standards that are issued , but not yet effective

The standards and interpretations that are issued, but not yet effective, up to the date of issuance of the MRPS's financial statements are disclosed below. The MRPS intends to adopt these standards when they become effective.

IFRS 9 Financial Instruments

In July 2014, the IASB issued the final version of IFRS 9 Financial Instruments which reflects all phases of the financial instruments project and replaces IAS 39 Financial Instruments: Recognition and Measurement and all previous versions of IFRS 9. The standard introduces new requirements for classification and measurement, impairment, and hedge accounting. IFRS 9 is effective for annual periods beginning on or after 1 January 2018, with early application permitted. Retrospective application is required, but comparative information is not compulsory. Early application of previous versions of IFRS 9 (2009, 2010 and 2013) is permitted if the date of initial application is before 1 February 2015. The adoption of IFRS 9 will have an effect on the classification and measurement of the MRPS's financial assets, but no impact on the classification and measurement of the MRPS's financial liabilities.

IFRS 16 Leases

IFRS 16 was issued in January 2016 and it replaces IAS 17 Leases, IFRIC 4 Determining whether an Arrangement contains a Lease, SIC-15 Operating Leases-Incentives and SIC-27 Evaluating the Substance of Transactions Involving the Legal Form of a Lease. IFRS 16 sets out the principles for the recognition, measurement, presentation and disclosure of leases and requires lessees to account for all leases under a single on-balance sheet model similar to the accounting for finance leases under IAS 17. The standard includes two recognition exemptions for lessees - leases of 'low-value' assets (e.g., personal computers) and short-term leases (i.e., leases with a lease term of 12 months or less). At the commencement date of a lease, a lessee will recognise a liability to make lease payments (i.e., the lease liability) and an asset representing the right to use the underlying asset during the lease term (i.e., the right-of-use asset). Lessees will be required to separately recognise the interest expense on the lease liability and the depreciation expense on the right-of-use asset.

Lessees will be also required to remeasure the lease liability upon the occurrence of certain events (e.g., a change in the lease term, a change in future lease payments resulting from a change in an index or rate used to determine those payments). The lessee will generally recognise the amount of the remeasurement of the lease liability as an adjustment to the right-of-use asset.

**Maldives Retirement Pension Scheme
NOTES TO THE FINANCIAL STATEMENT
Year ended 31 December 2017**

5. Standards that are issued , but not yet effective (Continued)

Lessor accounting under IFRS 16 is substantially unchanged from today's accounting under IAS 17. Lessors will continue to classify all leases using the same classification principle as in IAS 17 and distinguish between two types of leases: operating and finance leases.

IFRS 16 also requires lessees and lessors to make more extensive disclosures than under IAS 17.

IFRS 16 is effective for annual periods beginning on or after 1 January 2019. Early application is permitted, but not before an entity applies IFRS 15. A lessee can choose to apply the standard using either a full retrospective or a modified retrospective approach. The standard's transition provisions permit certain reliefs.

In 2017, the MRPS plans to assess the potential effect of IFRS 16 on its financial statements.



Maldives Retirement Pension Scheme
NOTES TO THE FINANCIAL STATEMENTS
Year ended 31 December 2017

	2017 MVR	2016 MVR
6 Contribution revenue		
Contribution from employers	517,589,898	473,724,232
Contribution from members	504,343,248	462,582,814
Contribution from self-employed	122,100	8,400
Contribution from Government on accrued rights (Note 6.1)	585,074	(185,608)
	<u>1,022,640,320</u>	<u>936,129,838</u>
Contribution expenses		
Benefits paid to members	54,585,242	47,325,006
	<u>54,585,242</u>	<u>47,325,006</u>
Net contribution revenue	<u>968,055,078</u>	<u>888,804,832</u>

6.1 During the year, MRPS has recognised a net contribution income of MVR 585,074/- (2016: MVR 185,608/-) for the adjustment of the initial recognition bond amount.

	2017 MVR	2016 MVR
7 Interest income		
Interest Income from Recognition Bonds (note 7.1)	188,836,739	195,100,649
Interest income Treasury bonds	150,011,412	77,472,878
Interest income from fixed deposits	8,238,026	11,704,197
Interest income from HDFC bonds	809,553	1,624,805
Income from Sukuk	1,267,800	1,264,800
Interest income from Treasury Bills	131,993,239	192,349,008
	<u>481,156,769</u>	<u>479,516,337</u>

7.1 Interest income from Recognition Bonds

Interest on Recognition Bonds is calculated based on published highest fixed deposit rate on annual basis.

	2017 MVR	2016 MVR
8 Dividend income		
Dividend income from Dhiraagu	40,540,950	29,850,068
	<u>40,540,950</u>	<u>29,850,068</u>
9 Other income		
Fines on late Contribution	1,249,992	936,954
	<u>1,249,992</u>	<u>936,954</u>



Maldives Retirement Pension Scheme
NOTES TO THE FINANCIAL STATEMENTS
Year ended 31 December 2017

	2017 MVR	2016 MVR
10 Administrative expenses		
Management fee (note 10.1)	53,517,212	49,150,370
Other expenses	27,771	1,722
	<u>53,544,983</u>	<u>49,152,092</u>
10.1 Management fee		
<p>In accordance with section 6(d) of the Maldivian Pension Act 8/2009, the MPAO is entitled to charge a fee towards the administration of the scheme from the members. Based on the daily asset value of the members balance of the MRPS, prior to 2013 the fee was charged only on the member balances in the Investment Portfolio. The Board of MPAO decided to levy fee on the Sharia and Conservative portfolio members effective from January 2013. The fees are subject to review on annual basis. Management Fees are accounted for on accrual basis at rate of 0.8% per annum for 2017.</p>		
11 Cash and cash equivalents	2017 MVR	2016 MVR
Balances with banks (note 11.1)	<u>16,332,522</u>	<u>33,140,588</u>
11.1 Balances with banks		
Cash Balance in contribution holding account	16,189,589	33,114,270
Cash Balance in Maldives Islamic Bank	122,516	26,318
Cash Balance in Mauritius Commercial Bank	20,417	-
	<u>16,332,522</u>	<u>33,140,588</u>
12 Other Receivables		
Receivable for Accrued Rights matured during the year	743,912	1,148,263
Advances	-	6,000,000
Other Receivables	224,575	131,619
	<u>968,487</u>	<u>7,279,882</u>
13 Financial Assets Held to Maturity	2017 MVR	2016 MVR
Treasury Bills	3,392,006,497	3,042,467,751
Investments in Sukuk	95,000,000	15,000,000
Treasury Bonds	3,087,401,192	2,412,470,281
	<u>6,574,407,689</u>	<u>5,469,938,032</u>
14 Available-for-sale Investments		
Investment in equity shares (note 14.1)	475,957,110	225,957,210
Investment in HDFC Bond (note 14.3)	6,004,937	17,371,518
	<u>481,962,047</u>	<u>243,328,728</u>



Maldives Retirement Pension Scheme
NOTES TO THE FINANCIAL STATEMENTS
Year ended 31 December 2017

14 Recognition Bond (continued)

14.1 Investment in equity shares-Quoted

	Number of shares		Carrying Value	
	2017	2016	2017 MVR	2016 MVR
Dhiraagu	2,813,390	2,813,390	225,957,210	225,957,210
Ooredoo	8,333,330	-	249,999,900	-
			<u>475,957,110</u>	<u>225,957,210</u>

14.2 Available-for-sale investments, comprising principally marketable equity securities, are measured at fair value annually at the close of business on 31 December. The management has performed a valuation on a basis of discounted cash flows to determine the fair value, since the absence of an active market.

	2017 MVR	2016 MVR
14.3 Investment in HDFC Bond		
Balance as at 1 January	17,371,518	27,927,749
Interest accrued during the year	809,554	1,619,903
Interest received during the year	(1,068,726)	(1,857,160)
Principal repayment during the year	(11,107,408)	(10,318,974)
balance as at 31 December	<u>6,004,937</u>	<u>17,371,518</u>


The MRPS has acquired 5,000 bonds of Housing Development Finance Cooperation PLC at MVR 10,000/- each on 10 March 2013, carrying interest of 7.5% per annum. Repayment will take place in ten semi annual installments commencing six month after the date of allotment.

15 Recognition Bond

Accrued Pension Rights Receivable (Note 15.1)	2,109,417,631	2,143,257,035
Interest Receivable on Recognition Bonds (Note 15.2)	1,202,916,668	1,031,717,621
	<u>3,312,334,299</u>	<u>3,174,974,656</u>

15.1 Accrued Pension Rights Receivable

Balance as at 1 January	2,143,257,035	2,176,621,142
Net adjustment to contribution from Government on accrued rights	585,074	(185,608)
Accrued rights matured during the year	(34,424,478)	(33,178,500)
Balance as at 31 December	<u>2,109,417,631</u>	<u>2,143,257,035</u>



Maldives Retirement Pension Scheme
NOTES TO THE FINANCIAL STATEMENTS
Year ended 31 December 2017

15 Recognition Bond (continued)

In accordance with section 25 of the Maldives Pension Act No. 8 of 2009, "public service employees" who have not reached the age of 65 years at the commencement of this Act shall have their Accrued Pension Rights deposited in their Retirement Savings Accounts in the form of Recognition Bonds of the Government. As per the agreement between the MPAO and Ministry of Finance and Treasury dated 19th September 2011, both parties have agreed to recognise the Accrued Pension Rights of MVR. 2,380,156,835/- subject to a variation of 5% of the rights. Accordingly, MRPS has recognised revenue of MVR. 2,380,156,835/- as contribution from the Government on Accrued Pension Rights during the period ended 31st December 2010.

15.2 Interest Receivable on Recognition Bonds	2017 MVR	2016 MVR
Balance as at 1 January	1,031,717,621	850,984,112
Additions during the year	188,836,739	195,100,649
Paid during the year	(17,637,692)	(14,367,140)
Balance as at 31 December	<u>1,202,916,668</u>	<u>1,031,717,621</u>


As per section 25 of the Maldives Pension Act No 8 of 2009, the accrued rights of employees who were in employment with Government organisations at the time of commencement of this Act should be protected. In this regard, Ministry of Finance and Treasury (MoFT) issued recognition bonds to all eligible employees. The face value of the bond and accrued interest thereon will mature on retirement or on the death of a member.

16 Housing collateralization deposit	2017 MVR	2016 MVR
Housing collateralization deposit	6,876,329	-
	<u>6,876,329</u>	<u>-</u>

The amounts under the heading "Housing collateralization deposit" concern cash collateral pledged with HDFC and MIB to facilitate the collateralization of accumulated Retirement Saving Account (RSA) for the purpose of paying the down payment in obtaining home finance for the members of Maldives Retirement Pension Scheme.

17 Loans and receivables	2017 MVR	2016 MVR
Fixed Deposits	250,323,438	276,914,036
	<u>250,323,438</u>	<u>276,914,036</u>

18 Other Payables	2017 MVR	2016 MVR
Management fee payable	4,938,398	4,572,343
Excess collection from employers	113,346	91,864
Accrued rights excess collection from MOFT	2,002,415	1,941,297
Other payables	91,704	4,094
	<u>7,145,863</u>	<u>6,609,598</u>



Maldives Retirement Pension Scheme
NOTES TO THE FINANCIAL STATEMENTS
Year ended 31 December 2017

19	Contribution Collection Accounts	2017 MVR	2016 MVR
	Contribution received into contribution collection Account	1,027,765,823	966,476,637
	Contribution transferred to contribution holding account	(1,021,868,430)	(960,214,061)
	Balance in contribution collection accounts	<u>5,897,394</u>	<u>6,262,576</u>

20 Commitment

There were no capital commitments approved or contracted as at the reporting date.

21 Contingent Liabilities

There were no contingent liabilities which requires disclosure in the financial statements as at the reporting date.

22 Financial Instruments and Risk Management

22.1 Overview

This note presents information about the MPAO's exposure to each of the above risks, MPAO's objectives, policies and processes for measuring and managing risk, and MPAO's management of capital. Further, quantitative disclosures are included throughout the MPAO's financial statements.

22.2 Risk management framework


The Board of Directors has overall responsibility for the establishment and oversight of the Entities risk management framework.

22.3 Credit Risk

The carrying amount of financial assets represents the maximum credit exposure. The maximum exposure to credit risk at the reporting date was:

	31.12.2017 MVR	31.12.2016 MVR
Balance with banks	16,332,522	33,140,588
Other receivables	968,487	7,279,882
Financial assets held to maturity	6,574,407,689	5,469,938,032
Recognition bond	3,312,334,299	3,174,974,656
	<u>9,904,042,997</u>	<u>8,685,333,158</u>

Liquidity risk is risk that the Entity will encounter difficulty in meeting the obligations associated with its financial liabilities that are settled by delivering cash or another financial asset. The Entity's approach to managing liquidity is to ensure, as far as possible, that it will always have sufficient liquidity to meet its liabilities when due, without incurring unacceptable losses risking damage to Entity's reputation.



**Maldives Retirement Pension Scheme
NOTES TO THE FINANCIAL STATEMENTS
Year ended 31 December 2017**

**22 Financial Instruments and Risk Management (continued)
22.4 Liquidity Risk (continued)**

The following are the contractual maturities of financial liabilities as at the period end:

31 December 2017	Carrying Amount MVR	0 - 6 Months MVR
Financial Liabilities (Non-Derivative)		
Other payables	7,145,863	7,145,863
Balance in contribution collection account	5,897,394	5,897,394
Total	13,043,257	13,043,257
31 December 2016		
Financial Liabilities (Non-Derivative)		
Other payables	6,609,598	6,609,598
Balance in contribution collection account	6,262,576	6,262,576
Total	12,872,174	12,872,174

It is not expected that the cash flows included in the maturity analysis could occur significantly earlier, or at significantly different amounts.

22.5 Market Risk

Market risk is the risk that changes in market prices, such as foreign exchange rates and interest rates will affect the Entity's income or the value of its holdings of financial instruments. The objective of market risk management is to manage and control market risk exposures within acceptable parameters, while optimising the return.

Interest Rate Risk

At the reporting date, the interest rate portfolio of MRPS interesting bearing financial instruments was:

	2017 MVR	2016 MVR
Variable Rate Instruments		
Financial Assets	95,000,000	15,000,000
Fixed Rate Instruments		
Financial Assets	6,735,736,064	5,749,223,586

23 Comparative Information

The comparative figures of the financial statement have been reclassified to confirm with current years classifications.

24 Events after the reporting date

No circumstances have arisen since the reporting date which require adjustment to / or disclosure in the financial statements.

25 Managements Responsibilities

The management for MRPS is responsible for the preparation and presentation of these financial statements.



**Maldives Retirement Pension Scheme
NOTES TO THE FINANCIAL STATEMENTS
Year ended 31 December 2017**

26 Segment Information 2017

26.1 MRPS comprise of the following sub funds.

Income	Investment	Shariah	Conservative	Shariah Retirees	Recognition Bond	Consolidation Adjustments	Total
Net Contribution Revenue	1,008,241,015	15,103,679	(4,731,826)	919,304	(51,477,096)	-	968,055,078
Interest Income	277,814,232	2,273,915	12,216,180	15,703	188,836,739	-	481,156,769
Dividend Income	40,540,950	-	-	-	-	-	40,540,950
	1,326,596,196	17,377,594	7,484,354	935,007	137,359,643	-	1,489,752,797
Other income	1,231,582	8,818	9,591	1	-	-	1,249,992
Inter-Portfolio Movements	(43,905,340)	15,630,774	28,051,381	223,185	-	-	-
Administrative expenses	(50,757,813)	(666,125)	(2,095,372)	(25,673)	-	-	(53,544,983)
Net increase in net asset available for benefits	1,233,164,625	32,351,061	33,449,954	1,132,520	137,359,643	-	1,437,457,806
Assets							
Cash and cash equivalents	3,423,147	353,234	4,319,563	274,817	-	7,961,761	16,332,522
Other receivables	3,721,569	267,796	1,216,714	4,239	90,493	(4,332,325)	968,487
Financial assets held to maturity	6,245,767,380	37,500,000	291,140,309	-	-	-	6,574,407,689
Available-for-sale Investment	481,962,047	-	-	-	-	-	481,962,047
Recognition bond	-	-	-	-	3,312,334,260	-	3,312,334,299
Housing collateralization deposit	6,507,680	368,648	-	-	-	-	6,876,329
Loans and receivables	186,623,438	60,300,000	-	3,400,000	-	-	250,323,438
Total assets	6,928,005,261	98,789,678	296,676,586	3,679,056	3,312,424,753	3,629,436	10,643,204,811
Liabilities							
Other payables	5,426,796	295,274	3,689,259	2,492	-	(2,267,958)	7,145,863
Contribution collection accounts	-	-	-	-	-	5,897,394	5,897,394
Total liabilities	5,426,796	295,274	3,689,259	2,492	-	3,629,436	13,043,257
Accumulated members balance							
Accumulated members balance	6,922,578,463	98,494,404	292,987,327	3,676,564	3,312,424,752	-	10,630,161,554
Total accumulated members balance & liabilities	6,928,005,259	98,789,678	296,676,586	3,679,056	3,312,424,752	3,629,436	10,643,204,811

**Maldives Retirement Pension Scheme
NOTES TO THE FINANCIAL STATEMENTS
Year ended 31 December 2017**

26.2 Segment Information 2016

Income	Investment	Shariah	Conservative	Shariah Retirees	Recognition Bond	Consolidation Adjustments	Total
Net Contribution Revenue	924,453,242	11,564,069	(47,445,193)	(210,053)	442,766	-	888,804,832
Interest Income	269,052,006	2,469,408	12,894,274	-	195,100,649	-	479,516,337
Dividend Income	29,850,068	-	-	-	-	-	29,850,068
	1,223,355,316	14,033,477	(34,550,919)	(210,053)	195,543,416	-	1,398,171,237
Other income	931,773	2,089	3,090	4	-	-	936,954
Inter-Portfolio Movements	(27,256,874)	3,453,198	69,219,155	2,668,043	(48,083,521)	-	-
Administrative expenses	(46,538,593)	(523,266)	(2,071,368)	(18,865)	-	-	(49,152,092)
Net increase in net asset available for benefits	1,150,491,622	16,965,499	32,599,957	2,439,128	147,459,895	-	1,349,956,099
Assets							
Cash and cash equivalents	25,203,375	583,220	1,045,458	45,960	-	6,262,576	33,140,588
Other receivables	6,013,855	104,197	2,341,706	-	90,493	(1,270,368)	7,279,882
Financial assets held to maturity	5,195,536,845	15,000,000	259,401,187	-	-	-	5,469,938,032
Available-for-sale Investment	243,328,728	-	-	-	-	-	243,328,728
Recognition bond	-	-	-	-	3,174,974,657	-	3,174,974,656
Loans and receivables	223,814,036	50,600,000	-	2,500,000	-	-	276,914,036
Total assets	5,693,896,838	66,287,417	262,788,350	2,545,960	3,175,065,149	4,992,208	9,205,575,922
Liabilities							
Other payables	4,482,999	144,073	3,250,977	1,916	-	(1,270,368)	6,609,598
Contribution collection accounts	-	-	-	-	-	6,262,576	6,262,576
Total liabilities	4,482,999	144,073	3,250,977	1,916	-	4,992,208	12,872,174
Accumulated members balance							
Accumulated members balance	5,689,413,839	66,143,343	259,537,373	2,544,044	3,175,065,149	-	9,192,703,748
Total accumulated members balance & liabilities	5,693,896,838	66,287,417	262,788,350	2,545,960	3,175,065,149	4,992,208	9,205,575,922



☎ 1441

🌐 www.pension.gov.mv

📘🐦 /pensionoffice